

**OPINION**

# Addressing chemical pollution in biodiversity research

Gabriel Sigmund<sup>1</sup>  | Marlene Ågerstrand<sup>2</sup>  | Alexandre Antonelli<sup>3,4,5,6</sup>  |  
 Thomas Backhaus<sup>4</sup>  | Tomas Brodin<sup>7</sup>  | Miriam L. Diamond<sup>8</sup>  | Walter R. Erdelen<sup>9</sup> |  
 David C. Evers<sup>10</sup> | Thilo Hofmann<sup>1</sup>  | Thorsten Hueffer<sup>1</sup> | Adelene Lai<sup>11,12</sup>  |  
 Joao P. M. Torres<sup>13</sup> | Leonie Mueller<sup>14</sup> | Allison L. Perrigo<sup>4,6,15</sup>  | Matthias C. Rillig<sup>16,17</sup>  |  
 Andreas Schaeffer<sup>14,18,19</sup>  | Martin Scheringer<sup>20,21</sup>  | Kristin Schirmer<sup>21,22,23</sup>  |  
 Ahmed Tlili<sup>22</sup> | Anna Soehl<sup>24</sup> | Rita Triebkorn<sup>25,26</sup> | Penny Vlahos<sup>27</sup>  |  
 Colette vom Berg<sup>22</sup>  | Zhanyun Wang<sup>28</sup>  | Ksenia J. Groh<sup>22</sup> 

<sup>1</sup>Department of Environmental Geosciences, Centre for Microbiology and Environmental Systems Science, University of Vienna, Vienna, 1090, Austria

<sup>2</sup>Department of Environmental Science, Stockholm University, Stockholm, Sweden

<sup>3</sup>Royal Botanic Gardens, Kew, Richmond, Surrey, TW9 3AE, UK

<sup>4</sup>Department of Biological and Environmental Sciences, University of Gothenburg, 40530, Gothenburg, Sweden

<sup>5</sup>Department of Biology, University of Oxford, South Parks Road, OX1 3RB, Oxford, UK

<sup>6</sup>Gothenburg Global Biodiversity Centre, 40530, Gothenburg, Sweden

<sup>7</sup>Department of Wildlife, Fish, and Environmental Studies, Swedish University of Agricultural Sciences, 90187, Umeå, Sweden

<sup>8</sup>Department of Earth Sciences and School of the Environment, University of Toronto, Toronto, Ontario M5S 3B1, Canada

<sup>9</sup>Ostrhauderfehn, Lower Saxony, Germany

<sup>10</sup>Biodiversity Research Institute, Portland, Maine 04103, USA

<sup>11</sup>Luxembourg Centre for Systems Biomedicine (LCSB), University of Luxembourg, 6 avenue du Swing, 4367, Belvaux, Luxembourg

<sup>12</sup>Institute for Inorganic and Analytical Chemistry, Friedrich-Schiller University, Lessing Strasse 8, 07743, Jena, Germany

<sup>13</sup>Laboratório de Micropoluentes Jan Japenga, Instituto de Biofísica Carlos Chagas Filho, Universidade Federal do Rio de Janeiro, Rio de Janeiro, Brazil

<sup>14</sup>Institute for Environmental Research, RWTH Aachen University, 52074, Aachen, Germany

<sup>15</sup>Lund University Botanical Garden, Lund, Sweden

<sup>16</sup>Freie Universität Berlin, Institut für Biologie, Altensteinstr. 6, 14195, Berlin, Germany

<sup>17</sup>Berlin-Brandenburg Institute of Advanced Biodiversity Research (BBIB), 14195, Berlin, Germany

<sup>18</sup>School of the Environment, State Key Laboratory of Pollution Control and Resource Reuse, 210023, Nanjing, China

<sup>19</sup>Key Laboratory of the Three Gorges Reservoir Region's Eco-Environment, Chongqing University, 400045, Chongqing, China

<sup>20</sup>RECETOX, Masaryk University, 62500, Brno, Czech Republic

<sup>21</sup>ETH Zürich, Institute of Biogeochemistry and Pollutant Dynamics, 8092, Zürich, Switzerland

<sup>22</sup>Eawag, Swiss Federal Institute of Aquatic Science and Technology, 8600, Dübendorf, Switzerland

<sup>23</sup>School of Architecture, Civil and Environmental Engineering, EPF Lausanne, 1015, Lausanne, Switzerland

<sup>24</sup>International Panel on Chemical Pollution, 8092, Zürich, Switzerland

<sup>25</sup>Animal Physiological Ecology, University of Tübingen, Auf der Morgenstelle 5, D-72076, Tübingen, Germany

<sup>26</sup>Transfer Center Ecotoxicology and Ecophysiology, Blumenstr. 13, D-72108, Rottenburg, Germany

<sup>27</sup>Department of Marine Sciences, University of Connecticut, Groton, Connecticut, USA

<sup>28</sup>Empa – Swiss Federal Laboratories for Materials Science and Technology, Technology and Society Laboratory, CH-9014, St. Gallen, Switzerland

This is an open access article under the terms of the [Creative Commons Attribution-NonCommercial](https://creativecommons.org/licenses/by-nc/4.0/) License, which permits use, distribution and reproduction in any medium, provided the original work is properly cited and is not used for commercial purposes.

© 2023 The Authors. *Global Change Biology* published by John Wiley & Sons Ltd.

**Correspondence**

Gabriel Sigmund, Environmental Technology, Wageningen University & Research, P.O. Box 17, 6700 AA Wageningen, The Netherlands.  
Email: [gabriel.sigmund@wur.nl](mailto:gabriel.sigmund@wur.nl)

Ksenia J. Groh, Eawag, Swiss Federal Institute of Aquatic Science and Technology, 8600 Dübendorf, Switzerland.  
Email: [ksenia.groh@eawag.ch](mailto:ksenia.groh@eawag.ch)

**Present address**

Gabriel Sigmund, Environmental Technology, Wageningen University & Research, P.O. Box 17, 6700 AA, Wageningen, The Netherlands

**Funding information**

Czech Ministry of Education, Youth and Sports, Grant/Award Number: CZ.02.1.01/0.0/0.0/15\_003/0000469, CZ.02.1.01/0.0/0.0/17\_043/0009632 and LM2018121; Horizon 2020 Research and Innovation Programme, European Union, Grant/Award Number: 101036756; Luxembourg National Research Fund (FNR), Grant/Award Number: A18/BM/12341006; Svenska Forskningsrådet Formas, Grant/Award Number: 2018-00828; Swedish Foundation for Strategic Environmental Research MISTRA; Swedish Research Council, Grant/Award Number: 2019-05191

**Abstract**

Climate change, biodiversity loss, and chemical pollution are planetary-scale emergencies requiring urgent mitigation actions. As these “triple crises” are deeply interlinked, they need to be tackled in an integrative manner. However, while climate change and biodiversity are often studied together, chemical pollution as a global change factor contributing to worldwide biodiversity loss has received much less attention in biodiversity research so far. Here, we review evidence showing that the multifaceted effects of anthropogenic chemicals in the environment are posing a growing threat to biodiversity and ecosystems. Therefore, failure to account for pollution effects may significantly undermine the success of biodiversity protection efforts. We argue that progress in understanding and counteracting the negative impact of chemical pollution on biodiversity requires collective efforts of scientists from different disciplines, including but not limited to ecology, ecotoxicology, and environmental chemistry. Importantly, recent developments in these fields have now enabled comprehensive studies that could efficiently address the manifold interactions between chemicals and ecosystems. Based on their experience with intricate studies of biodiversity, ecologists are well equipped to embrace the additional challenge of chemical complexity through interdisciplinary collaborations. This offers a unique opportunity to jointly advance a seminal frontier in pollution ecology and facilitate the development of innovative solutions for environmental protection.

**KEYWORDS**

biodiversity loss, chemical pollution, combined stressor, ecology, ecotoxicology

**1 | INTRODUCTION**

Environmental change threatens biodiversity worldwide. Five major drivers of biodiversity loss have been recognized which are (i) habitat destruction, also referred to as land/sea-use change (e.g., deforestation for agricultural purposes), (ii) overexploitation of natural resources (e.g., overfishing), (iii) climate change (e.g., changes in temperature, rainfall, and extreme weather events), (iv) invasive alien species including new pathogens, and (v) pollution (EC, 2020; IPBES, 2019; MEA, 2005). Traditionally, ecologists have focused on the first four drivers, while chemical pollution has been addressed mainly with regard to eutrophication (i.e., overfertilization with nitrogen and phosphorus) and occasionally the toxicity caused by a few selected classes of chemicals, most notably pesticides and some metal(loid)s (Groh et al., 2022). Similarly, to date, the ecology community has given minimal attention to chemical pollution as a global change factor (Bernhardt et al., 2017). However, since the “triple crises” of climate change, biodiversity loss, and an increasingly toxified natural environment are deeply interlinked (Baste & Watson, 2022; Secretariats of the BRS and MC, 2021a), they should not be addressed in isolation but rather need to be researched and acted upon from an integrated perspective. Here, we focus specifically on exploring the connections between biodiversity and anthropogenic chemical pollution.

Attaining progress in counteracting the negative impact of chemical pollution on biodiversity requires that the totality of

anthropogenic chemicals in the environment be addressed through the collective efforts of scientists from different disciplines, including but not limited to ecology, ecotoxicology, and environmental chemistry (Groh et al., 2022; Sigmund, Ågerstrand, et al., 2022). Crucially, recent methodological and conceptual developments in these fields have now opened up the possibility of comprehensively tackling this complex problem, thus presenting an opportunity to advance a seminal frontier in pollution ecology. Here, we briefly explain how the multitude of anthropogenic chemicals and their multifaceted effects in the environment pose a growing threat to biodiversity and ecosystems and discuss possibilities for addressing chemical pollution in ecological research on biodiversity loss. Finally, we sketch ways forward for improving interdisciplinary collaborations that could enable formative solutions for environmental protection.

**2 | A MULTITUDE OF ANTHROPOGENIC CHEMICALS**

Chemical pollution can have profound and far-reaching effects on biodiversity and ecosystem health (Bernhardt et al., 2017; Groh et al., 2022; Rillig et al., 2019; Secretariats of the BRS and MC, 2021a, 2021b). Among the five major drivers of biodiversity loss, the greatest pressure is currently exerted by habitat destruction, whereas contributions from other drivers have been estimated to be 3–4 times lower

but nonetheless substantial (Sánchez-Bayo & Wyckhuys, 2019). For example, more than 11,500 out of 83,669 assessed animal species are considered to be impacted by pollution in the latest compilation of the Red List led by the International Union for Conservation of Nature (IUCN, 2022). Another study estimated that from the 20,784 species for which detailed Red List data were available, pollution threatened 18.2%, while habitat destruction, overexploitation, invasive species, and climate change impacted 88.3%, 26.6%, 25%, and 16.8% of these species, respectively; for 4.7% of species, pollution was the main threat (Hogue & Breon, 2022). Most recently, pollution ranked third among the five drivers, based on empirical comparisons of driver impacts documented through a comprehensive review (Jaureguiberry et al., 2022). Additional quantitative evidence has been delivered by investigations looking at specific ecosystems. For example, in lowland streams in Germany, pesticides were found to be the dominant stressors for vulnerable insects (Liess et al., 2021). However, disentangling pollution impacts in a fully comprehensive and quantitative manner from the contributions by other factors remains a challenging and resource-intensive task, especially in complex ecosystems (Stubington et al., 2022; Weitere et al., 2021). Due to these difficulties, detailed quantitative studies are still rare and, thus, remain a future research need. Another limitation stems from the narrow scope of pollutants considered in most of the assessments available to date, with gross nutrients and pesticides receiving the most attention despite a well-documented environmental presence of a much wider variety of harmful anthropogenic chemicals. Consequently, the impacts of pollution on biodiversity and ecosystem health could have been underestimated.

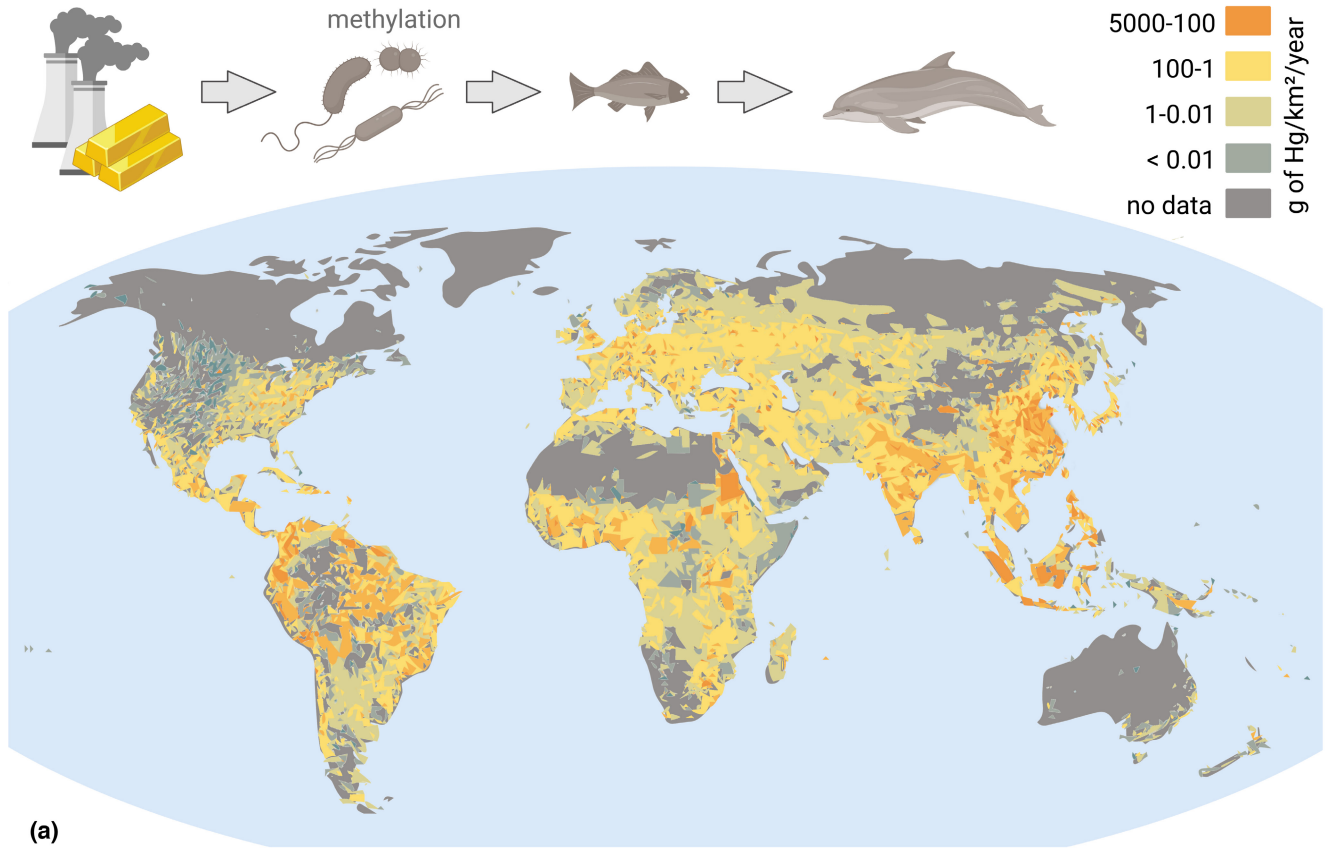
Indeed, by 2022 over 350,000 chemicals and mixtures of chemicals had been registered for commercial use worldwide, with even more new chemicals expected to appear in the future (Wang et al., 2020). Some modern chemicals may exhibit increased toxicity for particular groups of plants or invertebrates (Schulz et al., 2021). Persson et al. (2022) summarized that global chemical production has increased 50-fold since the 1950s, with an anticipated tripling by 2050 compared with 2010. Consequently, chemical monitoring studies worldwide routinely find dozens or even hundreds of anthropogenic chemicals in every environmental compartment studied, noting the dearth of data from Global South countries (Posthuma, van Gils, et al., 2019; Wilkinson et al., 2022). Chemicals that contaminate the environment typically occur in mixtures and can include, for example, metal(loid)s and organometal(loid) compounds such as chromated arsenicals, tributyltin, and methylmercury; organic substances currently or previously used in pesticides, pharmaceuticals, consumer products or industrial applications, including solvents, per- and polyfluoroalkyl

substances (PFASs), polychlorinated biphenyls (PCBs), plastic additives, as well as substances of unknown or variable composition, complex reaction products or biological materials (UVCBs), such as petroleum oil or essential oils (Lai et al., 2022; Persson et al., 2022; Wang et al., 2021). In line with recommendations elicited by the academic community (Mueller et al., 2023), the need to tackle not only pesticides but also other hazardous chemicals when developing biodiversity protection measures has been recently agreed upon in the post-2020 global biodiversity framework (COP15, 2022).

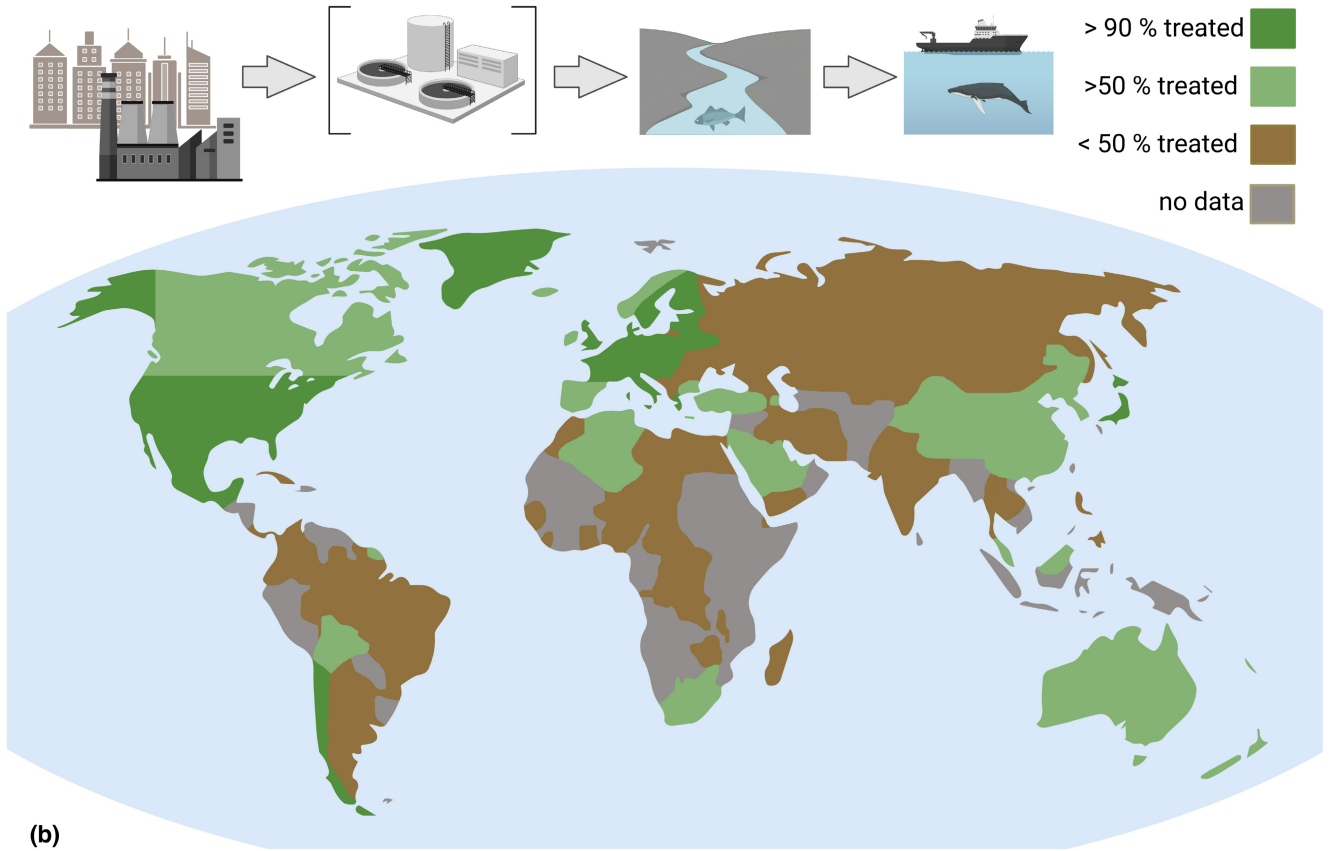
Anthropogenic chemicals present in the environment can stem from a myriad of sources, ranging from the intentional application of pesticides in agriculture to emissions of chemicals from mining and manufacturing sites, to fugitive releases of chemicals from consumer products during manufacturing, use, and disposal, and to incidentally occurring, highly concentrated chemical plumes from industrial accidents or spills. As shown in Figure 1, the sites of original releases and with them the initial rates of environmental contamination can vary greatly depending on the geographical location. This variation may stem from the differences in the primary location of industrial operations, such as mining sites in the case of mercury (Figure 1a), but may also reflect the differences in resources available for proper chemical management, as illustrated in the example of the global prevalence of wastewater treatment facilities (Figure 1b). Biodiversity in mid- and low-income countries may suffer from higher pollution pressure compared with high-income countries, because of inequalities in capacity and resources. This, however, is not always the case. For example, a recent modelling study based on the Red List data showed that in the tropical regions, biodiversity pressures such as agriculture, hunting, and logging were more pronounced than pollution, whereas Europe was identified as a hotspot for pollution-induced loss of amphibian and mammalian biodiversity (Harfoot et al., 2021).

Since many chemicals are widely and diffusely distributed once released, they can become ubiquitous in the environment over time, as is illustrated by the global occurrence of, for example, pesticides (Silva et al., 2019), pharmaceuticals (Wilkinson et al., 2022), PFASs (Kurwadkar et al., 2022), PCBs (Jamieson et al., 2017), or chemicals associated with (micro)plastics, fibers, and tire wear particles (Tuuri & Leterme, 2023; van Sebille et al., 2015). As a result, the Earth is now devoid of "pristine" ecosystems unaffected by anthropogenic chemicals. Therefore, any work on pollution ecology needs to recognize that ambient levels of chemical pollution are never zero but rather a baseline stressor that needs to be accounted for in any and all ecosystems. Ecologists need to reckon with this ubiquity of pollution when designing studies to understand and explain stressor- or global

**FIGURE 1** Geographical differences in chemical releases across the globe, shown for the example of mercury and wastewater effluents. Panel (a) Artisanal gold mining and coal burning are the most important anthropogenic sources of mercury (Hg) emissions, which are then atmospherically distributed. Subsequently, microorganisms can transform elemental mercury into methylated Hg, which is highly toxic. The figure shows anthropogenic Hg emissions in 2015, as quantified on a global scale by members of the Minamata Convention and compiled in the 2018 mercury assessment report by the UN Environment Programme (UNEP, 2018). Panel (b) Wastewater treatment facilities are a crucial component of modern chemical management as they allow for reducing nutrient loads and micropollutant contamination of surface water, and, consequentially oceans. The proportion of wastewater that is being treated before being released into the environment widely differs between different countries, as demonstrated by the values taken from the 2021 report by the United Nations Human Settlements Programme (UN-Habitat) and World Health Organization (UN-Habitat and WHO, 2021).



(a)



(b)



change-affected processes in the environment (Rillig et al., 2022). In doing so, they could be helped by knowledge and methods developed by ecotoxicologists and environmental chemists, as we will explore later.

### 3 | MULTIFACETED ECOLOGICAL IMPACTS OF CHEMICALS

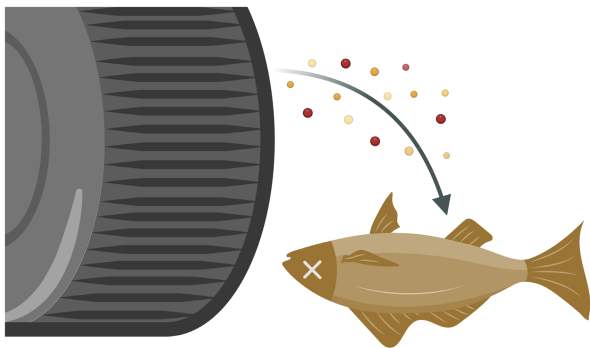


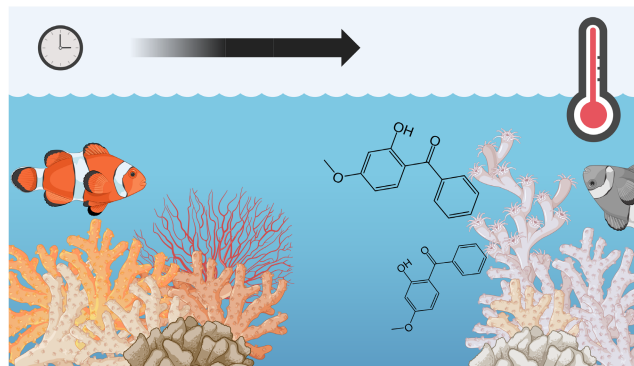
Ecosystems are affected by chemical pollution via a multitude of direct impacts on exposed organisms, manifesting either as overt toxicity or as more subtle, non-lethal effects, as well as a variety of indirect influences, such as changes in species interactions, trophic chains, or abiotic factors (see below and examples in Figure 2a–d). Both direct and indirect impacts of pollutants can have negative consequences for biodiversity and ecosystem health (Köhler & Triebkorn, 2013). Currently, environmental assessment of chemicals focusses almost exclusively on three standardized and directly observable toxicity endpoints—survival, growth, and reproduction of individual organisms—selected for being closely linked to population trajectories and, hence, considered ecologically relevant. Indeed, many environmental pollutants are known or suspected to cause strong effects on these endpoints. For example, pesticide application can cause acute mortality in sensitive species (Berny, 2007; Grilo et al., 2020), while endocrine-disrupting chemicals can affect reproduction not only in humans but also in wild-life (Bernanke & Köhler, 2009; Marlatt et al., 2022).

However, besides the acute toxicity manifestations, subtle non-lethal effects, such as developmental malformations, physiological alterations, or behavioural changes may also exert significant impacts on both an individual's and the whole population's fitness in the natural environment (Brodin et al., 2014; Ford et al., 2021). As an example, exposure of European perch to a psychoactive antidepressant was shown to increase their overall activity, causing a higher predation risk (Brodin et al., 2013). In juvenile Coho salmon, low levels of copper also increased the fish's vulnerability to predators, but via a different mechanism, namely by decreasing its ability to detect and respond to chemosensory cues indicating predator presence (McIntyre et al., 2012). Zebrafish larvae were shown to smell the presence of certain insecticides in water and actively avoid contaminated areas, raising the question of whether chemicals can affect fish migratory behaviour as a result (Könemann et al., 2021). Similar effects can be expected to unfold in other animal species as well.

Furthermore, even in the cases where chemical exposure does not cause any visible effects on exposed organisms, energetic costs inflicted by chemical pressure may still need to be considered (Hamilton et al., 2017). That is, an organism that needs to expend a part of its resources to counteract chronic chemical exposure may not have enough resources to invest in other needs, most notably reproduction, which might decrease population viability over time (De Coen & Janssen, 2003). Lastly, the development of tolerance as a selective adaptation to chemical pressure may lead to a decrease in genetic and phenotypic diversity, and consequently, a reduced ability to withstand other types of stressors encountered in the future (Abdullahi et al., 2022).

Indirect impacts of pollutants, that is, impacts in the absence of direct chemical effects on the organism of interest, may only become visible in a certain ecological context, as they depend on specific interactions between different groups of organisms within and across species or trophic levels. For example, pollutants can change the trophic base for some organisms (Gessner & Tilili, 2016; Yamamuro et al., 2019) or disrupt social behaviours within an animal group (Michelangeli et al., 2022). In the two examples discussed above, where pollutants directly affected fish behaviour, and these behavioural alterations resulted in an increased predation risk for fish (Brodin et al., 2013; McIntyre et al., 2012), the co-occurrence of predators would be a necessary prerequisite for these direct effects of toxicants to manifest as adverse impacts. The end outcome, in this case, would thus depend on the interplay between direct and indirect influences, involving both the direct effect (behavioural alteration) and indirect effect (change in species interaction). Differential sensitivity of prey and predator species to toxicants is also a common phenomenon that can indirectly affect species dynamics across food webs and lead to changes in community structure (Hébert et al., 2021; Prosnier et al., 2015). Indirect effects of pollutants can also unfold through alterations in environmental microbiomes, as has been shown, for example, in the case of glyphosate (van Bruggen et al., 2021).

Of particular concern is the persistence of pollutants in the environment (Cousins, Ng, et al., 2019; Schaeffer et al., 2022). For example, PFASs remain in the environment for at least centuries after their initial emission, a property for which they are often referred to as “forever chemicals” (Cousins et al., 2022). Examples of other highly persistent organic chemicals include PCBs, halogenated dioxins, and a suite of first-generation synthetic insecticides, such as dichloro-diphenyl-trichloroethane (DDT) and lindane (Nizzetto et al., 2010). The use and release of such chemicals result in their global distribution (e.g., via long-range atmospheric transport), and a continuous increase of environmental concentrations of these substances, even in “pristine” ecosystems such as Arctic, Antarctic or high altitudes. As a consequence, any adverse impacts occurring on living organisms can be difficult, if not impossible, to reverse (Cousins et al., 2022; Wang et al., 2017). Many of these chemicals bioaccumulate, which means they tend to concentrate in living organisms compared with their surrounding environments such as water, soil, sediment, or air. Such chemicals can also be biomagnified within trophic chains, with top predators typically exhibiting the highest accumulated levels (Boisvert et al., 2019; McKinney et al., 2012). While some effects of these chemicals are already known (Desforges et al., 2018), other modes of impact and their consequences could yet be unknown. Such effects may manifest only after long-term exposure in the future, thus precluding the reliable estimation of these chemicals' risks based on currently available knowledge (Cousins, Ng, et al., 2019). For these reasons, several groups of highly persistent, bioaccumulative, and toxic (PBT) organic chemicals have been banned worldwide, notably under the Stockholm Convention on Persistent Organic Pollutants (POPs; Nizzetto et al., 2010). However, due to implementation

**(a) Tires and salmon: toxic transformation product and terrestrial linkage****(b) Neonicotinoid insecticides: non-target effects across species and ecosystems****(c) Mercury from mining: unexpected distribution mechanism threatening tropical ecosystems****(d) UV filters and coral bleaching: complex interplay between climate change and pollution**

**FIGURE 2** Examples of complex chemical impacts that were uncovered by interdisciplinary collaborations. Panel (a) In 2021, after spending over a decade investigating the high acute mortality of a particular salmon species, Pacific Northwest coho salmon, in urban creeks, researchers found that a globally ubiquitous tire rubber additive used as an antioxidant to decrease tire ageing can form a transformation product which is highly toxic to this species (Tian et al., 2021). Their discovery established a long-overlooked link coupling tire wear from terrestrial sources to effects in aquatic systems. Recently, researchers have also established a link between leachable tire wear additives and changes in microbial communities in coastal sediments (Ding et al., 2022), suggesting that tire wear additives can cause adverse effects for a wide range of taxa. Panel (b) Broad-spectrum neonicotinoid pesticides are still widely used in many countries worldwide (Klingenhöfer et al., 2022). They act by blocking synaptic transmission through interacting with nicotinic acetylcholine receptors (Main et al., 2018). While cases of acute poisoning are rare, exposure to low concentrations is of concern because of chronic sublethal effects and potential synergistic effects with other stressors (Hladik et al., 2018; Simon-Delso et al., 2015). Extensive adverse impacts on multiple non-target species have been documented, including not only honeybees but also many other non-target invertebrates in both terrestrial (Main et al., 2018; Pisa et al., 2015) and aquatic (Bartlett et al., 2018; Stepanian et al., 2020; Yamamuro et al., 2019) ecosystems. Massive declines in zooplankton were shown to disrupt food webs and, thus, lead to a reduction of fish populations as well (Yamamuro et al., 2019). Panel (c) Alluvial gold mining has caused mercury contamination hotspots in tropical ecosystems in South America (Asner & Tupayachi, 2016; Gerson et al., 2022) and South-East Asia (Yule et al., 2010), due to the tropical forests' exceptionally high capacity to accumulate mercury through air, leading to subsequent soil and water contamination via foliage exchange (Gerson et al., 2022; Teixeira et al., 2018). Because of its high biomagnification capacity, Hg concentrations tend to increase in organism at higher tropic levels (e.g., fish and birds). Mercury bioaccumulation in fish can be further worsened by forest fires which cause changes in the food web (Kelly et al., 2006). Mercury, especially after microbial methylation, is a neurotoxicant known to affect motor abilities and reproduction (Driscoll et al., 2013; Evers et al., 2008). By influencing top predators, it causes drastic deterioration of regional food webs (Bisi et al., 2012). Panel (d) Coral bleaching has been linked not only to increasing temperatures and ocean acidification (Ateweberhan et al., 2013; Hoegh-Guldberg et al., 2017) but also to oxybenzone, a UV filter chemical that is still widely used in sunscreen but is being banned in an increasing number of countries (Downs et al., 2022). Herbicides (Flores et al., 2021), nutrients (Donovan et al., 2020) and other chemicals can also contribute to coral bleaching (Ouédraogo et al., 2020). As climate change-related stressors and toxic chemical pressure jointly cause bleaching in the natural environment, their contributions need to be considered jointly when designing strategies to mitigate coral bleaching (Ouédraogo et al., 2020; Watkins & Sallach, 2021; Wear & Thurber, 2015).

difficulties and multiple exemptions under the convention, as well as their inherent persistence, POPs remain present in most ecosystems worldwide as legacy pollutants (Bogdal et al., 2013). Note that

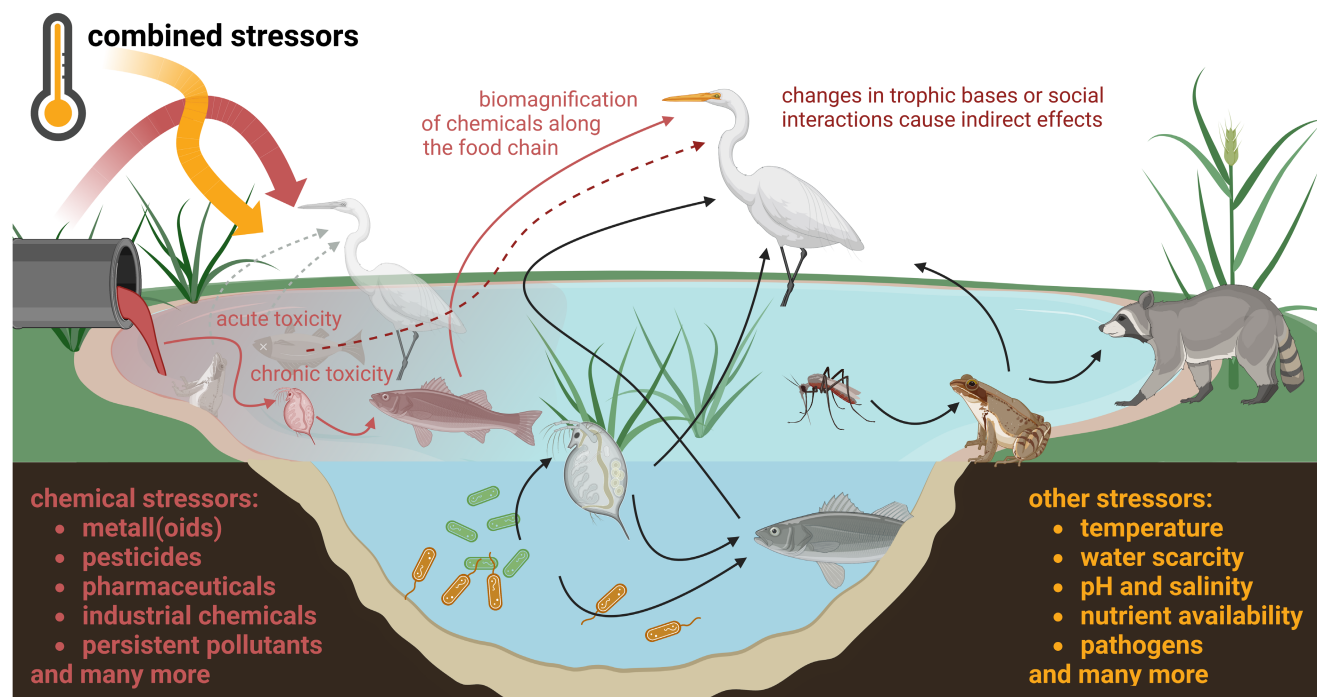
metals and metalloids are persistent and can also bioaccumulate and biomagnify (Córdoba-Tovar et al., 2022) as illustrated by mercury example in Figure 2c.

The challenge of managing the unexpected impacts of chemicals on non-target species, exposed through food chains or by other means, can also arise for non-persistent but continuously used chemicals, also referred to as “pseudo-persistent” substances. For example, the widespread use of the anti-inflammatory drug, diclofenac, for livestock has caused a near-extinction of vultures in the Indian subcontinent. Vultures turned out to be very sensitive to diclofenac and died *en masse* due to renal failure developed after receiving even small doses of the compound from feeding on carcasses of diclofenac-treated cattle (Green et al., 2004). The loss of vultures, in turn, leads to cascading effects such as an uncontrolled increase in insect populations and disease spread (Buechley & Şekerciöglu, 2016; Ogada et al., 2012). While vulture populations in India have been recovering following the ban on diclofenac, similar effects have begun unfolding in Europe where diclofenac has been approved for veterinary purposes since 2013 (Moreno-Opo et al., 2021). Additionally, diclofenac can also disturb aquatic ecosystems, with toxic effects documented for macrophytes, mussels, and fish (Joachim et al., 2021).

The impacts of chemicals can also be affected by non-chemical abiotic factors within a given ecosystem; thus, abiotic components such as temperature or pH of an exposed ecosystem can contribute to shaping the ecological consequences of chemical pollution (Rillig et al., 2021). On the one hand, they can influence the fate and behaviour of the chemicals involved (Cervený et al., 2021). For example, high levels of UV radiation and elevated temperatures are known to decrease the stability of many chemicals by enhancing abiotic and biotic degradation (Schwarzenbach et al., 2002). Differences in pH

affect the distribution behaviour and bioaccumulation of ionisable organic pollutants (Sigmund, Arp, et al., 2022) as well as the speciation and bioavailability of (organo)metall(oids) (Caporale & Violante, 2016). On the other hand, such abiotic factors are often stressors in and of themselves, especially for organisms that live on the edge of their distribution range, and thus, the combination of chemical pollution and other abiotic influences could result in drastic deterioration of an entire habitat (Zandalinas et al., 2021). Consequently, population vulnerability, community stability and ecosystem resilience under chemical pressure can vary depending not only on the types of chemicals but also on the characteristics of a particular ecosystem, including species composition, environmental conditions, and accompanying combinations of other stressors (Figure 3).

Chemical pollution can cause a decline in populations of various exposed species, or even an extinction of particularly sensitive species, and thus lead to a change in the structure and possibly functions of communities and whole ecosystems. Pollution acts via a multitude of pathways and mechanisms, which can unfold in a highly ecosystem-specific manner (Saaristo et al., 2019). Unfortunately, both the prospective and retrospective assessments of environmental risks of chemicals often fail to reflect this diversity of ecological contexts. In a prospective assessment, *in-silico* models, standardized laboratory tests and well-controlled field trials are used before a known chemical, such as a pesticide, is introduced into the environment. This is expected to allow for a reliable prediction of a chemical's environmental behaviour and resulting exposures and effects (Boivin & Poulsen, 2017). Standard tests for prospective assessments of risk



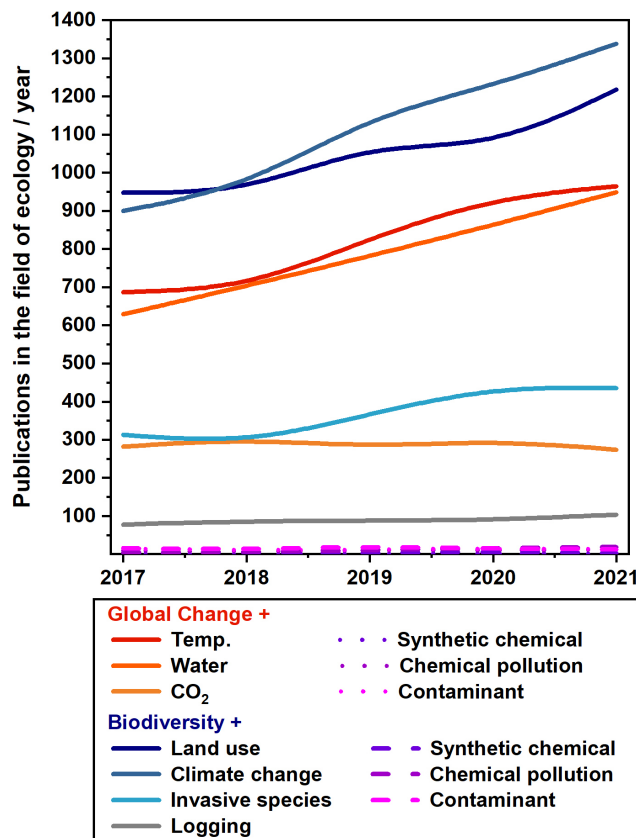
**FIGURE 3** Combined effects of chemicals and other stressors on food webs. Chemicals can change existing food chains, be biomagnified via these same food chains and lead to direct toxic effects as well as indirect effects, for example, by affecting community interactions. Exposure to combined stressors (multi-stressors) such as chemical pollution and temperature can cause effects that can differ from those of a single stressor.

are, however, commonly performed with just a few species, which may not be sufficiently protective for the multitude of species present in the environment. Moreover, because of time and resource considerations, such assessments often focus on acute effects and individual chemicals. This gives only a poor reflection of the situation in the field, typically characterized by mixture exposures to low concentrations of chemicals over longer time periods. Retrospective assessments commonly focus on a few selected ecosystems to which known and/or unknown chemicals are expected to have been introduced previously. Their ecological status can be typically evaluated by combining chemical analysis and monitoring of standardized indicator species, as is done for example in the European Water Framework Directive (Posthuma, van Gils, et al., 2019). To date, ecosystems in mid- and low-income regions have been underrepresented in such analyses. Based on our discussion above and examples in Figure 2, currently applied approaches should be extended to enable better prediction of multi-species effects and chronic exposure outcomes. They should also consider the landscape context and ecological setting in which chemical pollution takes place, as a basis for providing adequate, solution-oriented options for environmental managers and policy makers (Schäfer et al., 2019). Importantly, extensive testing and implementation of appropriate control measures at present are mostly happening in high-income countries, and as a result, many of the standardized testing methodologies have been optimized to suit Northern ecosystems in particular. This again highlights the issue of resource inequality, which may have dire consequences for numerous hotspots of biodiversity located in the mid- and low-income countries.

#### 4 | A SCIENTIFIC FIELD RIPE FOR DISCOVERY

Clearly, chemical pollution is an important factor exacerbating biodiversity loss worldwide. In line with that, in 2017 Bernhardt et al (2017) argued that ecologists need to recognize anthropogenic chemical pollution as a global change factor, next to CO<sub>2</sub> levels, temperature, and changes in water cycling, because (persistent) chemical pollutants will become distributed on a global scale. Notably, the diversity and quantity of chemical pollution are increasing at higher rates than other drivers of global change (Persson et al., 2022; Wang et al., 2020). Despite these trends, the fraction of pollution-focused ecology papers has remained very small compared with papers addressing other drivers of biodiversity loss and/or global change, as shown in our analysis of publications from the past 5 years (Figure 4).

One reason for the limited attention given to chemical pollution in the global change discourse may be that chemical pollution encompasses a wide variety of complex stressors that cannot be easily summarized by a single “one-for-all” parameter or endpoint, which is the case for other factors of global change such as global mean temperature or atmospheric carbon. The study of biodiversity loss, however, relies on a complex array of measures and metrics, thus suggesting that the biodiversity research community is ready for the challenge of chemical complexity as well.



**FIGURE 4** Chemical pollution as an underrepresented factor in the ecological literature. Results of Web of Science search for papers published in the period between 2017 and 2021 in the “ecology” category (as defined by Web of Science), related to “global change” + selected factors (Temperature, Water, CO<sub>2</sub>) or pollution (represented by the terms “Synthetic chemical,” “Chemical pollution,” or “Contaminant”), or “biodiversity” + selected drivers for biodiversity loss (Land use, Climate change, Invasive species, Logging) or pollution (represented by the same terms). Land use and Climate change effects on biodiversity were the most intensively studied topics with over 5000 hits in total. In contrast, the search for chemical pollution amounted to less than 200 hits in total for the six search combinations shown.

Due to their scarcity, published studies to date have likely captured just a minuscule fraction of the multitude of chemicals contaminating the environment, thereby providing only a limited understanding of different physical states, environmental fate and transport, exposure patterns, modes of action and interactions between chemicals, organisms, and ecosystems (Kristiansson et al., 2021; Stempel et al., 2012). Part of the problem lies in the interplay of public attention on specific chemicals and research funders' preference for “hot topics” such as phthalates or microplastics, which severely limits the scope of chemical diversity that is being widely studied (Gould, 2015; Kristiansson et al., 2021; Sobek et al., 2016). This situation is further exacerbated by technical challenges such as the dearth of chemical standards for parent compounds and transformation products, which seriously hampers empirical research. Lastly, most of the current regulations and testing requirements imposed on chemical manufacturers may not



provide sufficient information on environmental toxicity and ecological effects of chemicals (Karamertzanis et al., 2019; Saouter et al., 2019). Furthermore, whichever information is available is often not publicly accessible. As a consequence of these factors, most researchers and regulators continue to focus on a narrow selection of “fashionable,” well-studied chemicals, while the general awareness and advancement of chemical pollution knowledge remain low.

Recently, the ecology community has embraced environmental DNA (eDNA) metabarcoding (Thomsen & Willerslev, 2015). In conjunction with modelling, this technique allows assessing biodiversity with less resource investment and with a much higher temporal and spatial resolution compared with the workforce-intensive and time-consuming conventional sampling approaches (Carraro et al., 2020). A broader and systematic application of this approach can enable the community to develop highly reliable quantitative parameters that can be used for in-depth comparative studies of biodiversity across scales. Similarly, the last decade has seen pivotal advances in environmental analytical chemistry with high-resolution mass spectrometry methods allowing the measurement of known and unknown chemicals at very low environmental concentrations (Schymanski et al., 2014). In the meantime, (eco)toxicologists have developed new approaches to assess the biological effects of chemicals and chemical mixtures (Brooks et al., 2020; Schuijt et al., 2021) and determine chemical pressures by using high-throughput bioassays (Krewski et al., 2020) combined with tools from analytical chemistry (Brack et al., 2016; Dong et al., 2020). Together with recent developments in data science (Wu et al., 2022; Zhu et al., 2014), these fields are ready to make the complex impacts of chemical pollution on biodiversity more tangible, and targeted investigations feasible. Based on their experience with intricate studies of biodiversity, ecologists are well equipped to venture into this new sphere of pollution ecology, which offers a whole universe of interactions and effects to explore.

## 5 | OPPORTUNITIES FOR THE COLLABORATIVE ROAD AHEAD

There are numerous examples where an improved understanding of the environmental effects of anthropogenic chemicals has been used to inform policy decisions or guide changes in industry practices (Cousins, Goldenman, et al., 2019; Eggen et al., 2014; Scheringer, 2017). Collectively, these developments have led to substantial progress in chemical management and environmental protection. Starting with the publication in 1962 of Rachel Carson's “Silent Spring,” which spurred improvements in the management of organochlorine pesticides, ecotoxicologists have revealed environmental impacts of many further chemicals, some of which we have discussed in the text above and illustrated in Figure 2. Mitigation efforts that were initiated based on this knowledge have in some cases led to impressive successes in the restoration of biodiversity, such as the recovery of mollusc populations after the ban of the anti-fouling chemical tributyltin (Wells & Gagnon, 2020). However, for a significant proportion of anthropogenic chemicals and their environmental mixtures, knowledge and data remain limited. This

is due not only to the large chemical diversity but also to the complexity of exerted effects and ecological interactions potentially affected. Therefore, to advance the assessment of chemicals' effects on biodiversity and ecosystems, broader collaborations between ecologists, environmental chemists, and ecotoxicologists are required.

The involvement of in-depth ecological expertise will enable ecotoxicologists to identify and overcome the existing shortcomings in their investigations. For example, this could help to find novel, ecosystem-relevant endpoints that can be used for screening chemical hazards, or contribute to the establishment of linkages between individual and population levels in adverse outcome pathways being developed to link molecular measures to population-level effects (Ankley et al., 2010; Groh et al., 2015). In turn, through consideration of environmental chemistry and ecotoxicology knowledge, ecologists may find better ways of designing comprehensive studies that address anthropogenic chemical pollution in a targeted manner. Close integration between monitoring efforts focused on chemicals and biodiversity would be crucial to enable a reliable establishment of clear links between exposure to particular chemicals or mixtures and the effects on biodiversity. Working together, scientists from these three disciplines could attain a more impactful understanding of chemical effects on the natural environment. This can help establish early warning systems for pollution-related regional biodiversity loss and/or ecosystem collapse, as well as identify novel strategies to thwart chemical pollution-associated biodiversity loss (Rillig et al., 2019; Schaeffer et al., 2016).

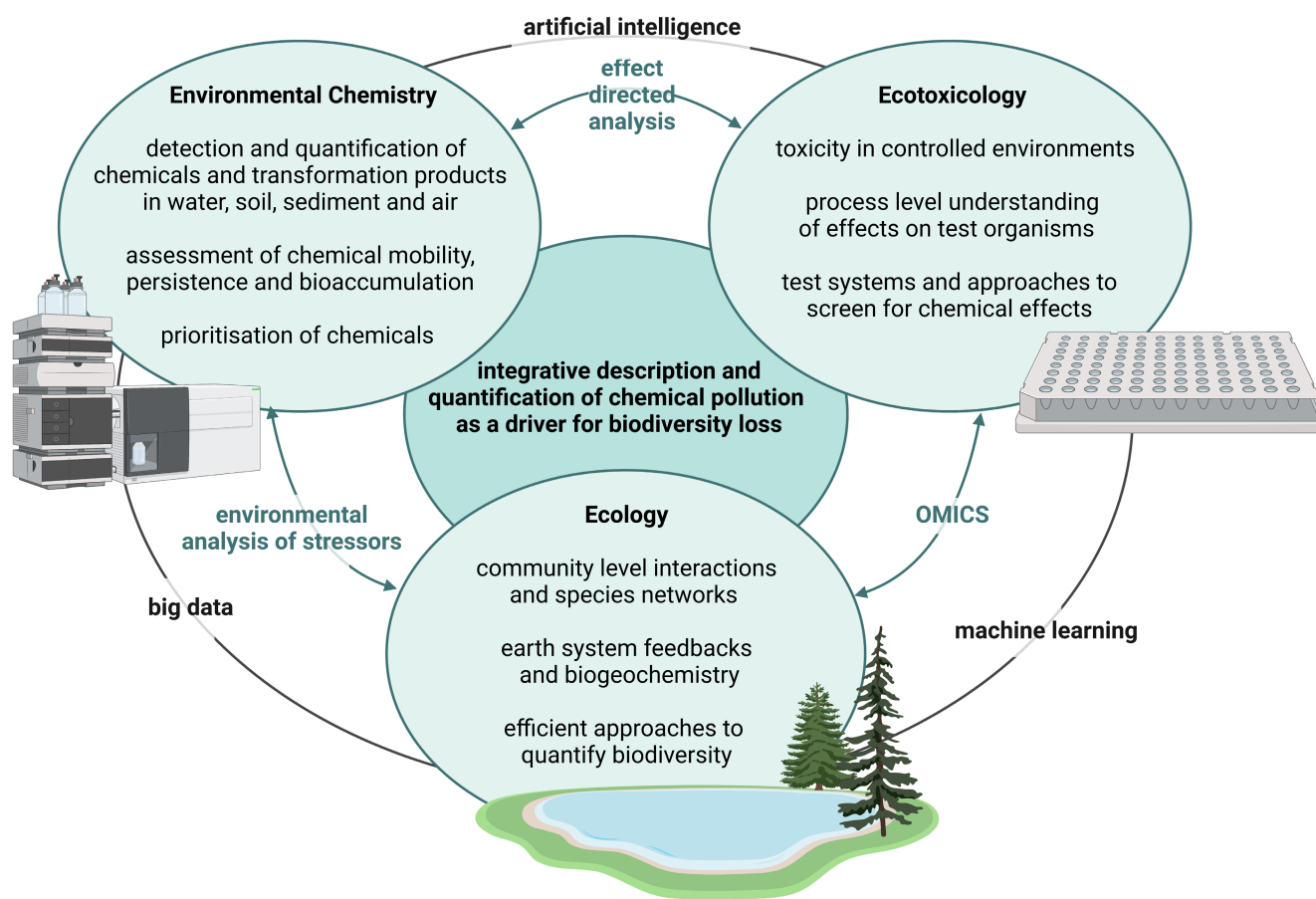
To efficiently address the multiple planetary crises threatening biodiversity, ecologists need to have all the necessary tools at hand, including those required for studying chemical pollution. Therefore, to increase expertise in chemical pollution, both environmental chemistry and ecotoxicology concepts should be included in curricula for ecologists and adjoined disciplines to allow students to obtain a broad overview, while gaining in-depth knowledge and practical expertise in specific disciplines (Schaeffer et al., 2009). One important tool already employed by both ecologists and ecotoxicologists is the microcosm/mesocosm experimental approach, which enables studies at a scale relevant to understanding ecological effects. These have been used and further developed over the last decades to answer increasingly sophisticated questions (Benton et al., 2007; Petersen & Hastings, 2001). At an even larger scale, pollution ecology could use experimental ecosystems such as the Canadian Experimental Lakes Area in Northwestern Ontario, Canada, to conduct ecosystem-scale experiments without needing to unethically jeopardize intact natural ecosystems (Bath, 2018).

Systematic collaborations between these three disciplines can be expected to generate novel and unexpected perspectives, research avenues, and paradigms. This interaction could, for instance, improve the development of management plans for protected areas, and to identify human activities that are likely to negatively influence biodiversity before the effects fully unfold. Such research may also help in determining tipping points in Earth's ecosystems. For example, with coinciding chemical pressure and pressures resulting from global warming, the continuous functioning of key ecosystems, including their capacity to sequester carbon (Rockström et al., 2021), could be jeopardized much earlier than expected.



A crucial task for environmental chemists and ecotoxicologists will be to inform ecologists about ecosystem-specific chemicals of concern, considering, for example, a chemical's preference to accumulate in the soil, water, or air (Lohmann et al., 2007). The potential for the existence of certain chemical effects of interest in a given ecosystem could also be assessed using bioassays performed on the mixtures of chemicals extracted from an environmental sample of water or sediments (Muz et al., 2020; Posthuma, Brack, et al., 2019). In this way, for example, the estrogenicity of the whole mixture could be assessed, without the need to separately measure and identify individual estrogenic chemicals, and the resulting value could be linked, for example, to the risks of reproductive disturbance among local fish populations. In addition, ecotoxicologists can contribute to the understanding of ecosystem health by using biomarker-based environmental biomonitoring in sentinel species caught in the wild

(Triebkorn et al., 2002; Wernersson et al., 2015). In turn, ecologists can help ecotoxicologists to identify (more) suitable test organisms that are tailored to an ecosystem of interest, thus further increasing environmental relevance. In this way, a set of measurements to enable a targeted assessment of chemical pressure could be jointly developed and incorporated into ecological study designs. Collectively, mutual exchanges among these research communities, further supported by advances in computational biology and data science approaches, could allow developing truly innovative study designs providing the long-needed holistic insights into ecological effects of chemicals across scales and landscapes (Schneeweiss et al., 2023). In turn, this would support development of novel predictive tools that could help inform risk assessment and identify promising policy options. Figure 5 illustrates possible synergies between the disciplines, highlighting already existing seeds of joint methodology to build on.



**FIGURE 5** Opportunities for collaborations to elucidate the effects of chemical pollution on biodiversity. Key expertise and methods of single disciplines can complement each other to systematically disentangle the effects of chemical pollution on ecosystems and biodiversity in a truly interdisciplinary manner. Approaches from data science (black) are already applied in different contexts by all three disciplines and could facilitate a common FAIR (findable, accessible, interoperable, and reusable) workspace, while other approaches are already widely used by two disciplines (inner arrows in turquoise). While academic and funding institutions continue to favour specialization, that is, increasing the depth of knowledge within disciplines, the most efficient way to find solutions to our planetary challenges may lie in conducting true interdisciplinary research, requiring a certain degree of generalization to enable bridge-building across disciplines. To facilitate interdisciplinarity, both academic institutions and funding agencies need to expand the existing funding schemes or develop new ones to foster collaborations between ecologists and (other) environmental scientists in addressing chemical pollution as one of the major drivers of global biodiversity loss. Efficient ways for this interdisciplinary knowledge to be incorporated into regulatory and policy frameworks aimed at ecosystem protection are also needed and could build on such initiatives and reach out to social scientists and policy experts early on as well.

To facilitate interdisciplinary and cross-sectorial collaborations, as well as regulatory use, data on chemicals and biodiversity—derived both from public- and industry-funded research—need to become open, FAIR (findable, accessible, interoperable, and reusable), and easily translatable across disciplines (Wilkinson et al., 2016). To ensure interoperability, terminology, and language usage also need to be harmonized and/or translated between communities efficiently. The establishment of shared operating spaces accessible to different parties could further help to increase transparency and support mutually beneficial activities. An important first step in that direction could be the organization of recurring conference sessions to host ecologists at environmental toxicology and chemistry meetings, as well as offering a dedicated spot for ecotoxicologists and environmental chemists at ecology meetings.

## 6 | CONCLUSIONS

As discussed above, anthropogenic chemical pollution is a significant driver of biodiversity loss, acting through a multitude of direct and indirect effects on organisms and ecosystems. Ecologists and biodiversity scientists searching for effective solutions to mitigate and revert the ongoing crisis need to properly account for chemical influences in their work. Similarly, ecotoxicologists and environmental chemists should strive to integrate a holistic, ecosystem-wide perspective in their research. This can only be attained through interdisciplinary collaborations that seek to overcome the current siloes across research fields and study initiatives. Given recent methodological progress, conceptual developments, and computational advances, the time to seize the opportunity for such interdisciplinary collaborations is now. As biodiversity loss is accelerating at an unprecedented rate, the scientific community should respond to this worrisome trend through joint efforts addressing the threats to biodiversity posed by chemical pollution, together with other factors of global change. We encourage the readers to consider these needs and to reflect on how their individual contributions could support such collaborative efforts. We hope that the discussed examples will help spur further ideas and creative approaches to advance this collective goal.

### AUTHOR CONTRIBUTIONS

The manuscript idea was conceived in discussion with all co-authors. GS and KJG wrote the first draft and finalized the manuscript in dialogue with other co-authors. All co-authors contributed ideas and content and have read and approved the final manuscript.

### ACKNOWLEDGMENTS

All figures were created or amended using [BioRender.com](https://BioRender.com). AA acknowledges financial support from the Swedish Research Council (2019-05191), the Swedish Foundation for Strategic Environmental Research MISTRA (Project BioPath), and the Royal Botanic Gardens, Kew. AL is supported by the Luxembourg National Research Fund (FNR) for Project A18/BM/12341006. MS acknowledges funding by the CETOCOEN PLUS project (CZ.02.1.01/0.0/0.0/15\_003/000

0469), the project CETOCOEN EXCELLENCE (CZ.02.1.01/0.0/0.0/17\_043/0009632), and RECETOX RI (LM2018121) financed by the Czech Ministry of Education, Youth, and Sports. TB acknowledges financial support from the Swedish Research Council Formas (2018-00828). ZW acknowledges funding from the European Union under the Horizon 2020 Research and Innovation Programme (project ZeroPM; grant agreement number 101036756).

### CONFLICT OF INTEREST STATEMENT

The authors declare no competing interests.

### DATA AVAILABILITY STATEMENT

The data used to create [Figure 1](#) (Geographical differences in chemical releases across the globe) were taken from two publicly available reports, which are cited in the figure legend and referenced in the reference list of the manuscript. Specifically, these are (UNEP, 2018): UN Environment Programme (UNEP), 2018. Technical background to the global mercury assessment 2018, Narayana Press, Gylling, Denmark, <https://www.unep.org/globalmercurypartnership/resources/report/technical-background-report-global-mercury-assessment-2018> and (UN-Habitat and WHO, 2021): United Nations Human Settlements Programme (UN-Habitat) and World Health Organization (WHO), 2021. Progress on wastewater treatment—Global status and acceleration needs for SDG indicator 6.3.1., UN-Habitat and WHO, Geneva, <https://unhabitat.org/progress-on-wastewater-treatment-%E2%80%932021-update>. The data used to create [Figure 4](#) (Chemical pollution as an underrepresented factor in the ecological literature) are publicly available from Zenodo at <https://doi.org/10.5281/zenodo.7745986>.

### ORCID

Gabriel Sigmund  <https://orcid.org/0000-0003-2068-0878>  
 Marlene Ågerstrand  <https://orcid.org/0000-0003-2697-2310>  
 Alexandre Antonelli  <https://orcid.org/0000-0003-1842-9297>  
 Thomas Backhaus  <https://orcid.org/0000-0001-9643-1662>  
 Tomas Brodin  <https://orcid.org/0000-0003-1086-7567>  
 Miriam L. Diamond  <https://orcid.org/0000-0001-6296-6431>  
 Thilo Hofmann  <https://orcid.org/0000-0001-8929-6933>  
 Adelene Lai  <https://orcid.org/0000-0002-2985-6473>  
 Allison L. Perrigo  <https://orcid.org/0000-0002-6565-6305>  
 Matthias C. Rillig  <https://orcid.org/0000-0003-3541-7853>  
 Andreas Schaeffer  <https://orcid.org/0000-0002-4110-2631>  
 Martin Scheringer  <https://orcid.org/0000-0002-0809-7826>  
 Kristin Schirmer  <https://orcid.org/0000-0003-1116-4724>  
 Penny Vlahos  <https://orcid.org/0000-0002-0034-6007>  
 Colette vom Berg  <https://orcid.org/0000-0002-8870-9799>  
 Zhanyun Wang  <https://orcid.org/0000-0001-9914-7659>  
 Ksenia J. Groh  <https://orcid.org/0000-0002-3778-4721>

### REFERENCES

- Abdullahi, M., Zhou, J., Dandapani, V., Chaturvedi, A., & Orsini, L. (2022). Historical exposure to chemicals reduces tolerance to novel chemical stress in daphnia (waterflea). *Molecular Ecology*, 31, 3098–3111.

- Ankley, G. T., Bennett, R. S., Erickson, R. J., Hoff, D. J., Hornung, M. W., Johnson, R. D., Mount, D. R., Nichols, J. W., Russom, C. L., Schmieder, P. K., Serrano, J. A., Tietge, J. E., & Villeneuve, D. L. (2010). Adverse outcome pathways: A conceptual framework to support ecotoxicology research and risk assessment. *Environmental Toxicology and Chemistry*, 29, 730–741.
- Asner, G. P., & Tupayachi, R. (2016). Accelerated losses of protected forests from gold mining in the Peruvian Amazon. *Environmental Research Letters*, 12, 094004.
- Ateweberhan, M., Feary, D. A., Keshavmurthy, S., Chen, A., Schleyer, M. H., & Sheppard, C. R. (2013). Climate change impacts on coral reefs: Synergies with local effects, possibilities for acclimation, and management implications. *Marine Pollution Bulletin*, 74, 526–539.
- Bartlett, A. J., Hedges, A. M., Intini, K. D., Brown, L. R., Maisonneuve, F. J., Robinson, S. A., Gillis, P. L., & de Solla, S. R. (2018). Lethal and sub-lethal toxicity of neonicotinoid and butenolide insecticides to the mayfly, *Hexagenia* spp. *Environmental Pollution*, 238, 63–75.
- Baste, I. A., & Watson, R. T. (2022). Tackling the climate, biodiversity and pollution emergencies by making peace with nature 50 years after the Stockholm conference. *Global Environmental Change*, 73, 102466.
- Bath, S. (2018). The World's freshwater laboratory turns fifty. *Limnology and Oceanography Bulletin*, 27, 136–138.
- Benton, T. G., Solan, M., Travis, J. M., & Sait, S. M. (2007). Microcosm experiments can inform global ecological problems. *Trends in Ecology & Evolution*, 22, 516–521.
- Bernanke, J., & Köhler, H.-R. (2009). The impact of environmental chemicals on wildlife vertebrates. In D. M. Whitacre (Ed.), *Reviews of environmental contamination and toxicology* (pp. 1–47). Springer.
- Bernhardt, E. S., Rosi, E. J., & Gessner, M. O. (2017). Synthetic chemicals as agents of global change. *Frontiers in Ecology and the Environment*, 15, 84–90.
- Berny, P. (2007). Pesticides and the intoxication of wild animals. *Journal of Veterinary Pharmacology and Therapeutics*, 30, 93–100.
- Bisi, T. L., Lepoint, G., Azevedo, A. D. F., Dorneles, P. R., Flach, L., Das, K., Malm, O., & Lailson-Brito, J. (2012). Trophic relationships and mercury biomagnification in Brazilian tropical coastal food webs. *Ecological Indicators*, 18, 291–302.
- Bogdal, C., Scheringer, M., Abad, E., Abalos, M., van Bavel, B., Hagberg, J., & Fiedler, H. (2013). Worldwide distribution of persistent organic pollutants in air, including results of air monitoring by passive air sampling in five continents. *TrAC Trends in Analytical Chemistry*, 46, 150–161.
- Boisvert, G., Sonne, C., Rigét, F. F., Dietz, R., & Letcher, R. J. (2019). Bioaccumulation and biomagnification of perfluoroalkyl acids and precursors in East Greenland polar bears and their ringed seal prey. *Environmental Pollution*, 252, 1335–1343.
- Boivin, A., & Poulsen, V. (2017). Environmental risk assessment of pesticides: State of the art and prospective improvement from science. *Environmental Science and Pollution Research International*, 24, 6889–6894.
- Brack, W., Ait-Aissa, S., Burgess, R. M., Busch, W., Creusot, N., Di Paolo, C., Escher, B. I., Mark Hewitt, L., Hilscherova, K., Hollender, J., Hollert, H., Jonker, W., Kool, J., Lamoree, M., Muschket, M., Neumann, S., Rostkowski, P., Ruttkies, C., Schollee, J., ... Krauss, M. (2016). Effect-directed analysis supporting monitoring of aquatic environments—An in-depth overview. *Science of the Total Environment*, 544, 1073–1118.
- Brodin, T., Fick, J., Jonsson, M., & Klaminder, J. (2013). Dilute concentrations of a psychiatric drug alter behavior of fish from natural populations. *Science*, 339, 814–815.
- Brodin, T., Piovano, S., Fick, J., Klaminder, J., Heynen, M., & Jonsson, M. (2014). Ecological effects of pharmaceuticals in aquatic systems—Impacts through behavioural alterations. *Philosophical Transactions of the Royal Society of London. Series B, Biological Sciences*, 369, 20130580.
- Brooks, B. W., Sabo-Attwood, T., Choi, K., Kim, S., Kostal, J., LaLone, C. A., Langan, L. M., Margiotta-Casaluci, L., You, J., & Zhang, X. (2020). Toxicology advances for 21(st) century chemical pollution. *One Earth*, 2, 312–316.
- Buechley, E. R., & Şekerciöglu, Ç. H. (2016). The avian scavenger crisis: Looming extinctions, trophic cascades, and loss of critical ecosystem functions. *Biological Conservation*, 198, 220–228.
- Caporale, A. G., & Violante, A. (2016). Chemical processes affecting the mobility of heavy metals and metalloids in soil environments. *Current Pollution Reports*, 2, 15–27.
- Carraro, L., Mächler, E., Wüthrich, R., & Altermatt, F. (2020). Environmental DNA allows upscaling spatial patterns of biodiversity in freshwater ecosystems. *Nature Communications*, 11, 3585.
- Cerveny, D., Fick, J., Klaminder, J., McCallum, E. S., Bertram, M. G., Castillo, N. A., & Brodin, T. (2021). Water temperature affects the biotransformation and accumulation of a psychoactive pharmaceutical and its metabolite in aquatic organisms. *Environment International*, 155, 106705.
- COP15. (2022). Decision adopted by the conference of the parties to the convention on biological diversity. 15/4. Kunming-Montreal global biodiversity framework. Convention on Biological Diversity, Montreal, Canada. <https://www.cbd.int/doc/decisions/cop-15/cop-15-dec-04-en.pdf>
- Córdoba-Tovar, L., Marrugo-Negrete, J., Barón, P. R., & Díez, S. (2022). Drivers of biomagnification of Hg, As and Se in aquatic food webs: A review. *Environmental Research*, 204, 112226.
- Cousins, I. T., Goldenman, G., Herzke, D., Lohmann, R., Miller, M., Ng, C. A., Patton, S., Scheringer, M., Trier, X., Vierke, L., Wang, Z., & DeWitt, J. C. (2019). The concept of essential use for determining when uses of PFASs can be phased out. *Environmental Science: Processes & Impacts*, 21, 1803–1815.
- Cousins, I. T., Johansson, J. H., Salter, M. E., Sha, B., & Scheringer, M. (2022). Outside the safe operating space of a new planetary boundary for per- and Polyfluoroalkyl substances (PFAS). *Environmental Science & Technology*, 56, 11172–11179.
- Cousins, I. T., Ng, C. A., Wang, Z., & Scheringer, M. (2019). Why is high persistence alone a major cause of concern? *Environmental Science: Processes & Impacts*, 21, 781–792.
- De Coen, W. M., & Janssen, C. R. (2003). The missing biomarker link: Relationships between effects on the cellular energy allocation biomarker of toxicant-stressed *Daphnia magna* and corresponding population characteristics. *Environmental Toxicology and Chemistry*, 22, 1632–1641.
- Desforges, J.-P., Hall, A., McConnell, B., Rosing-Asvid, A., Barber, J. L., Brownlow, A., De Guise, S., Eulaers, I., Jepson, P. D., Letcher, R. J., Levin, M., Ross, P. S., Samarra, F., Víkingsson, G., Sonne, C., & Dietz, R. (2018). Predicting global killer whale population collapse from PCB pollution. *Science*, 361, 1373–1376.
- Ding, J., Meng, F., Chen, H., Chen, Q., Hu, A., Yu, C.-P., Chen, L., & Lv, M. (2022). Leachable additives of Tire particles explain the shift in microbial community composition and function in coastal sediments. *Environmental Science & Technology*, 56, 12257–12266.
- Dong, H., Cuthbertson, A. A., & Richardson, S. D. (2020). Effect-directed analysis (EDA): A promising tool for nontarget identification of unknown disinfection byproducts in drinking water. *Environmental Science & Technology*, 54, 1290–1292.
- Donovan, M. K., Adam, T. C., Shantz, A. A., Speare, K. E., Munsterman, K. S., Rice, M. M., Schmitt, R. J., Holbrook, S. J., & Burkpile, D. E. (2020). Nitrogen pollution interacts with heat stress to increase coral bleaching across the seascape. *Proceedings of the National Academy of Sciences of the United States of America*, 117, 5351–5357.
- Downs, C. A., Bishop, E., Diaz-Cruz, M. S., Haghshenas, S. A., Stien, D., Rodrigues, A. M. S., Woodley, C. M., Sunyer-Caldú, A., Doust, S. N., Espero, W., Ward, G., Farhangmehr, A., Tabatabaee Samimi, S. M., Risk, M. J., Lebaron, P., & DiNardo, J. C. (2022). Oxybenzone contamination from sunscreen pollution and its ecological threat to Hanauma Bay, Oahu, Hawaii, USA. *Chemosphere*, 291, 132880.

- Driscoll, C. T., Mason, R. P., Chan, H. M., Jacob, D. J., & Pirrone, N. (2013). Mercury as a global pollutant: Sources, pathways, and effects. *Environmental Science & Technology*, *47*, 4967–4983.
- Eggen, R. I. L., Hollender, J., Joss, A., Schärer, M., & Stamm, C. (2014). Reducing the discharge of micropollutants in the aquatic environment: The benefits of upgrading wastewater treatment plants. *Environmental Science & Technology*, *48*, 7683–7689.
- European Commission (EC). (2020). *EU biodiversity strategy for 2030: Bringing nature back into our lives*. European Commission. COM(2020)380. <https://eur-lex.europa.eu/legal-content/EN/TXT/?qid=1590574123338&uri=CELEX:52020DC0380>
- Evers, D. C., Savoy, L. J., DeSorbo, C. R., Yates, D. E., Hanson, W., Taylor, K. M., Siegel, L. S., Cooley, J. H., Jr., Bank, M. S., Major, A., Munney, K., Mower, B. F., Vogel, H. S., Schoch, N., Pokras, M., Goodale, M. W., & Fair, J. (2008). Adverse effects from environmental mercury loads on breeding common loons. *Ecotoxicology*, *17*, 69–81.
- Flores, F., Marques, J. A., Uthicke, S., Fisher, R., Patel, F., Kaserzon, S., & Negri, A. P. (2021). Combined effects of climate change and the herbicide diuron on the coral *Acropora millepora*. *Marine Pollution Bulletin*, *169*, 112582.
- Ford, A. T., Ågerstrand, M., Brooks, B. W., Allen, J., Bertram, M. G., Brodin, T., Dang, Z., Duquesne, S., Sahm, R., Hoffmann, F., Hollert, H., Jacob, S., Klüver, N., Lazorchak, J. M., Ledesma, M., Melvin, S. D., Mohr, S., Padilla, S., Pyle, G. G., ... Maack, G. (2021). The role of behavioral ecotoxicology in environmental protection. *Environmental Science & Technology*, *55*, 5620–5628.
- Gerson, J. R., Szponar, N., Zambrano, A. A., Bergquist, B., Broadbent, E., Driscoll, C. T., Erkenwick, G., Evers, D. C., Fernandez, L. E., Hsu-Kim, H., Inga, G., Lansdale, K. N., Marchese, M. J., Martinez, A., Moore, C., Pan, W. K., Purizaca, R. P., Sánchez, V., Silman, M., ... Bernhardt, E. S. (2022). Amazon forests capture high levels of atmospheric mercury pollution from artisanal gold mining. *Nature Communications*, *13*, 559.
- Gessner, M. O., & Tilili, A. (2016). Fostering integration of freshwater ecology with ecotoxicology. *Freshwater Biology*, *61*, 1991–2001.
- Gould, K. A. (2015). Slowing the nanotechnology treadmill: Impact science versus production science for sustainable technological development. *Environmental Sociology*, *1*, 143–151.
- Green, R. E., Newton, I., Shultz, S., Cunningham, A. A., Gilbert, M., Pain, D. J., & Prakash, V. (2004). Diclofenac poisoning as a cause of vulture population declines across the Indian subcontinent. *Journal of Applied Ecology*, *41*, 793–800.
- Grilo, A., Moreira, A., Carrapiço, B., Belas, A., & São Braz, B. (2020). Epidemiological study of pesticide poisoning in domestic animals and wildlife in Portugal: 2014–2020. *Frontiers in Veterinary Science*, *7*, 616293.
- Groh, K., vom Berg, C., Schirmer, K., & Tilili, A. (2022). Anthropogenic chemicals As underestimated drivers of biodiversity loss: Scientific and societal implications. *Environmental Science & Technology*, *56*, 707–710.
- Groh, K. J., Carvalho, R. N., Chipman, J. K., Denslow, N. D., Halder, M., Murphy, C. A., Roelofs, D., Rolaki, A., Schirmer, K., & Watanabe, K. H. (2015). Development and application of the adverse outcome pathway framework for understanding and predicting chronic toxicity: I. Challenges and research needs in ecotoxicology. *Chemosphere*, *120*, 764–777.
- Hamilton, P. B., Rolshausen, G., Uren Webster, T. M., & Tyler, C. R. (2017). Adaptive capabilities and fitness consequences associated with pollution exposure in fish. *Philosophical Transactions of the Royal Society B: Biological Sciences*, *372*, 20160042.
- Harfoot, M. B. J., Johnston, A., Balmford, A., Burgess, N. D., Butchart, S. H. M., Dias, M. P., Hazin, C., Hilton-Taylor, C., Hoffmann, M., Isaac, N. J. B., Iversen, L. L., Outhwaite, C. L., Visconti, P., & Geldmann, J. (2021). Using the IUCN red list to map threats to terrestrial vertebrates at global scale. *Nature Ecology & Evolution*, *5*, 1510–1519.
- Hébert, M.-P., Fugère, V., Beisner, B. E., Barbosa da Costa, N., Barrett, R. D. H., Bell, G., Shapiro, B. J., Yargeau, V., Gonzalez, A., & Fussmann, G. F. (2021). Widespread agrochemicals differentially affect zooplankton biomass and community structure. *Ecological Applications*, *31*, e02423.
- Hladik, M. L., Main, A. R., & Goulson, D. (2018). Environmental risks and challenges associated with neonicotinoid insecticides. *Environmental Science & Technology*, *52*, 3329–3335.
- Hoegh-Guldberg, O., Poloczanska, E. S., Skirving, W., & Dove, S. (2017). Coral reef ecosystems under climate change and ocean acidification. *Frontiers in Marine Science*, *4*, 158. <https://doi.org/10.3389/fmars.2017.00158>
- Hogue, A. S., & Breon, K. (2022). The greatest threats to species. *Conservation Science and Practice*, *4*, e12670.
- Intergovernmental Science-Policy Platform on Biodiversity and Ecosystem Services (IPBES). (2019). *Global assessment report on biodiversity and ecosystem services of the intergovernmental science-policy platform on biodiversity and ecosystem services*. IPBES Secretariat. <https://doi.org/10.5281/zenodo.3831673>
- International Union for Conservation of Nature (IUCN). (2022). The IUCN Red List of Threatened Species. <https://iucnredlist.org>
- Jamieson, A. J., Malkocs, T., Piertney, S. B., Fujii, T., & Zhang, Z. (2017). Bioaccumulation of persistent organic pollutants in the deepest ocean fauna. *Nature Ecology & Evolution*, *1*, 1–4.
- Jaureguiberry, P., Titeux, N., Wiemers, M., Bowler, D. E., Coscieme, L., Golden, A. S., Guerra, C. A., Jacob, U., Takahashi, Y., Settele, J., Díaz, S., Molnár, Z., & Purvis, A. (2022). The direct drivers of recent global anthropogenic biodiversity loss. *Science Advances*, *8*, eabm9982.
- Joachim, S., Beaudouin, R., Daniele, G., Geffard, A., Bado-Nilles, A., Tebby, C., Palluel, O., Dedourge-Geffard, O., Fieu, M., Bonnard, M., Palos-Ladeiro, M., Turiès, C., Vulliet, E., David, V., Baudoin, P., James, A., Andres, S., & Porcher, J. M. (2021). Effects of diclofenac on sentinel species and aquatic communities in semi-natural conditions. *Ecotoxicology and Environmental Safety*, *211*, 111812.
- Karamertzanis, P. G., Atlason, P., Nathanail, A. V., Provoost, J., Karhu, E., & Rasenberg, M. (2019). The impact on classifications for carcinogenicity, mutagenicity, reproductive and specific target organ toxicity after repeated exposure in the first ten years of the REACH regulation. *Regulatory Toxicology and Pharmacology*, *106*, 303–315.
- Kelly, E. N., Schindler, D. W., St. Louis, V. L., Donald, D. B., & Vladicka, K. E. (2006). Forest fire increases mercury accumulation by fishes via food web restructuring and increased mercury inputs. *Proceedings of the National Academy of Sciences of the United States of America*, *103*, 19380–19385.
- Klingelhöfer, D., Braun, M., Brüggmann, D., & Groneberg, D. A. (2022). Neonicotinoids: A critical assessment of the global research landscape of the most extensively used insecticide. *Environmental Research*, *213*, 113727.
- Köhler, H. R., & Triebkorn, R. (2013). Wildlife ecotoxicology of pesticides: Can we track effects to the population level and beyond? *Science*, *341*, 759–765.
- Könemann, S., Meyer, S., Betz, A., Županič, A., & Vom Berg, C. (2021). Sub-lethal peak exposure to insecticides triggers olfaction-mediated avoidance in zebrafish larvae. *Environmental Science & Technology*, *55*, 11835–11847.
- Krewski, D., Andersen, M. E., Tyshenko, M. G., Krishnan, K., Hartung, T., Boekelheide, K., Wambaugh, J. F., Jones, D., Whelan, M., Thomas, R., Yauk, C., Barton-Maclaren, T., & Cote, I. (2020). Toxicity testing in the 21st century: Progress in the past decade and future perspectives. *Archives of Toxicology*, *94*, 1–58.
- Kristiansson, E., Coria, J., Gunnarsson, L., & Gustavsson, M. (2021). Does the scientific knowledge reflect the chemical diversity of environmental pollution?—A twenty-year perspective. *Environmental Science & Policy*, *126*, 90–98.
- Kurwadkar, S., Dane, J., Kanel, S. R., Nadagouda, M. N., Cawdrey, R. W., Ambade, B., Struckhoff, G. C., & Wilkin, R. (2022). Per- and polyfluoroalkyl substances in water and wastewater: A critical review of their global occurrence and distribution. *Science of The Total Environment*, *809*, 151003.
- Lai, A., Clark, A. M., Escher, B. I., Fernandez, M., McEwen, L. R., Tian, Z., Wang, Z., & Schymanski, E. L. (2022). The next frontier of



- environmental unknowns: Substances of unknown or variable composition, complex reaction products, or biological materials (UVCBs). *Environmental Science & Technology*, 56, 7448–7466.
- Liess, M., Liebmann, L., Vormeier, P., Weisner, O., Altenburger, R., Borchardt, D., Brack, W., Chatzinotas, A., Escher, B., Foit, K., Gunold, R., Henz, S., Hitzfeld, K. L., Schmitt-Jansen, M., Kamjunke, N., Kaske, O., Knillmann, S., Krauss, M., Küster, E., ... Reemtsma, T. (2021). Pesticides are the dominant stressors for vulnerable insects in lowland streams. *Water Research*, 201, 117262.
- Lohmann, R., Breivik, K., Dachs, J., & Muir, D. (2007). Global fate of POPs: Current and future research directions. *Environmental Pollution*, 150, 150–165.
- Main, A. R., Webb, E. B., Goynes, K. W., & Mengel, D. (2018). Neonicotinoid insecticides negatively affect performance measures of non-target terrestrial arthropods: A meta-analysis. *Ecological Applications*, 28, 1232–1244.
- Marlatt, V. L., Bayen, S., Castaneda-Cortés, D., Delbès, G., Grigorova, P., Langlois, V. S., Martyniuk, C. J., Metcalfe, C. D., Parent, L., Rwigemera, A., Thomson, P., & Van Der Kraak, G. (2022). Impacts of endocrine disrupting chemicals on reproduction in wildlife and humans. *Environmental Research*, 208, 112584.
- McIntyre, J. K., Baldwin, D. H., Beauchamp, D. A., & Scholz, N. L. (2012). Low-level copper exposures increase visibility and vulnerability of juvenile coho salmon to cutthroat trout predators. *Ecological Applications*, 22, 1460–1471.
- McKinney, M. A., McMeans, B. C., Tomy, G. T., Rosenberg, B., Ferguson, S. H., Morris, A., Muir, D. C. G., & Fisk, A. T. (2012). Trophic transfer of contaminants in a changing Arctic marine food web: Cumberland sound, Nunavut, Canada. *Environmental Science & Technology*, 46, 9914–9922.
- Michelangeli, M., Martin, J. M., Pinter-Wollman, N., Ioannou, C. C., McCallum, E. S., Bertram, M. G., & Brodin, T. (2022). Predicting the impacts of chemical pollutants on animal groups. *Trends in Ecology & Evolution*, 37, 789–802.
- Millennium Ecosystem Assessment (MEA). (2005). *Ecosystems and human well-being: Synthesis*. Island Press. <https://islandpress.org/author/millennium-ecosystem-assessment>
- Moreno-Opo, R., Carapeto, R., Casimiro, R., Rubio, C., Muñoz, B., Moreno, I., & Aymerich, M. (2021). The veterinary use of diclofenac and vulture conservation in Spain: Updated evidence and socio-ecological implications. *Science of the Total Environment*, 796, 148851.
- Mueller, L. K., Ågerstrand, M., Backhaus, T., Diamond, M., Erdelen, W., Evers, D., Groh, K., Scheringer, M., Sigmund, G., Wang, Z., & Schäffer, A. (2023). Policy options to account for multiple chemical pollutants threatening biodiversity. *Environmental Science: Advances*, 2, 151–161.
- Muz, M., Escher, B. I., & Jahnke, A. (2020). Bioavailable environmental pollutant patterns in sediments from passive equilibrium sampling. *Environmental Science & Technology*, 54, 15861–15871.
- Nizzetto, L., Macleod, M., Borgå, K., Cabrerizo, A., Dachs, J., Di Guardo, A., Ghirardello, D., Hansen, K. M., Jarvis, A., Lindroth, A., Ludwig, B., Monteith, D., Perlinger, J. A., Scheringer, M., Schwendenmann, L., Semple, K. T., Wick, L. Y., Zhang, G., & Jones, K. C. (2010). Past, present, and future controls on levels of persistent organic pollutants in the global environment. *Environmental Science & Technology*, 44, 6526–6531.
- Ogada, D. L., Keesing, F., & Virani, M. Z. (2012). Dropping dead: Causes and consequences of vulture population declines worldwide. *Annals of the New York Academy of Sciences*, 1249, 57–71.
- Ouédraogo, D.-Y., Sordello, R., Brugneaux, S., Burga, K., Calvayrac, C., Castelin, M., Domart-Coulon, I., Ferrier-Pagès, C., Guillaume, M. M. M., Hédouin, L., Joannot, P., Perceval, O., & Reyjol, Y. (2020). What evidence exists on the impacts of chemicals arising from human activity on tropical reef-building corals? A systematic map protocol. *Environmental Evidence*, 9, 18.
- Persson, L., Carney Almroth, B. M., Collins, C. D., Cornell, S., de Wit, C. A., Diamond, M. L., Fantke, P., Hasselöv, M., MacLeod, M., Ryberg, M. W., Søgaard Jørgensen, P., Villarrubia-Gómez, P., Wang, Z., & Hauschild, M. Z. (2022). Outside the safe operating space of the planetary boundary for novel entities. *Environmental Science & Technology*, 56, 1510–1521.
- Petersen, J. E., & Hastings, A. (2001). Dimensional approaches to scaling experimental ecosystems: Designing mousetraps to catch elephants. *The American Naturalist*, 157, 324–333.
- Pisa, L. W., Amaral-Rogers, V., Belzunces, L. P., Bonmatin, J. M., Downs, C. A., Goulson, D., Kreutzweiser, D. P., Krupke, C., Liess, M., McField, M., Morrissey, C. A., Noome, D. A., Settele, J., Simon-Delso, N., Stark, J. D., Van der Sluijs, J. P., Van Dyck, H., & Wiemers, M. (2015). Effects of neonicotinoids and fipronil on non-target invertebrates. *Environmental Science and Pollution Research International*, 22, 68–102.
- Posthuma, L., Brack, W., van Gils, J., Focks, A., Müller, C., de Zwart, D., & Birk, S. (2019). Mixtures of chemicals are important drivers of impacts on ecological status in European surface waters. *Environmental Sciences Europe*, 31, 71.
- Posthuma, L., van Gils, J., Zijp, M. C., van de Meent, D., & de Zwart, D. (2019). Species sensitivity distributions for use in environmental protection, assessment, and management of aquatic ecosystems for 12386 chemicals. *Environmental Toxicology and Chemistry*, 38, 905–917.
- Prosnier, L., Loreau, M., & Hulot, F. D. (2015). Modeling the direct and indirect effects of copper on phytoplankton-zooplankton interactions. *Aquatic Toxicology*, 162, 73–81.
- Rillig, M. C., Kim, S. W., Schaeffer, A., Sigmund, G., Groh, K. J., & Wang, Z. (2022). About “controls” in pollution-ecology experiments in the Anthropocene. *Environmental Science & Technology*, 56, 11928–11930.
- Rillig, M. C., Lehmann, A., Orr, J. A., & Waldman, W. R. (2021). Mechanisms underpinning nonadditivity of global change factor effects in the plant–soil system. *New Phytologist*, 232, 1535–1539.
- Rillig, M. C., Ryo, M., Lehmann, A., Aguilar-Trigueros, C. A., Buchert, S., Wulf, A., Iwasaki, A., Roy, J., & Yang, G. (2019). The role of multiple global change factors in driving soil functions and microbial biodiversity. *Science*, 366, 886–890.
- Rockström, J., Beringer, T., Hole, D., Griscom, B., Mascia, M. B., Folke, C., & Creutzig, F. (2021). We need biosphere stewardship that protects carbon sinks and builds resilience. *Proceedings of the National Academy of Sciences of the United States of America*, 118, e2115218118.
- Saaristo, M., Lagesson, A., Bertram, M. G., Fick, J., Klaminder, J., Johnstone, C. P., Wong, B. B. M., & Brodin, T. (2019). Behavioural effects of psychoactive pharmaceutical exposure on European perch (*Perca fluviatilis*) in a multi-stressor environment. *Science of the Total Environment*, 655, 1311–1320.
- Sánchez-Bayo, F., & Wyckhuys, K. A. G. (2019). Worldwide decline of the entomofauna: A review of its drivers. *Biological Conservation*, 232, 8–27.
- Saouter, E., Biganzoli, F., Pant, R., Sala, S., & Versteeg, D. (2019). Using REACH for the EU environmental footprint: Building a usable Ecotoxicity database, part I. *Integrated Environmental Assessment and Management*, 15, 783–795.
- Schaeffer, A., Amelung, W., Hollert, H., Kaestner, M., Kandeler, E., Kruse, J., Miltner, A., Ottermanns, R., Pagel, H., Peth, S., Poll, C., Rambold, G., Schloter, M., Schulz, S., Streck, T., & Roß-Nickoll, M. (2016). The impact of chemical pollution on the resilience of soils under multiple stresses: A conceptual framework for future research. *Science of the Total Environment*, 568, 1076–1085.
- Schaeffer, A., Fenner, K., Wang, Z., & Scheringer, M. (2022). To be or not to be degraded: In defense of persistence assessment of chemicals. *Environmental Science: Processes & Impacts*, 24, 1104–1109.
- Schaeffer, A., Hollert, H., Ratte, H. T., Ross-Nickoll, M., Filser, J., Matthies, M., Oehlmann, J., Scheringer, M., Schulz, R., & Seitz, A. (2009). An indispensable asset at risk: Merits and needs of chemicals-related environmental sciences. *Environmental Science and Pollution Research International*, 16, 410–413.
- Schäfer, R. B., Liess, M., Altenburger, R., Filser, J., Hollert, H., Roß-Nickoll, M., Schäffer, A., & Scheringer, M. (2019). Future pesticide



- risk assessment: Narrowing the gap between intention and reality. *Environmental Sciences Europe*, 31, 21.
- Scheringer, M. (2017). Environmental chemistry and ecotoxicology: In greater demand than ever. *Environmental Sciences Europe*, 29, 3.
- Schneeweiss, A., Juvigny-Khenafou, N. P. D., Osakpolor, S., Scharmüller, A., Scheu, S., Schreiner, V. C., Ashauer, R., Escher, B. I., Leese, F., & Schäfer, R. B. (2023). Three perspectives on the prediction of chemical effects in ecosystems. *Global Change Biology*, 29, 21–40.
- Schuijt, L. M., Peng, F.-J., van den Berg, S. J. P., Dingemans, M. M. L., & Van den Brink, P. J. (2021). (eco)toxicological tests for assessing impacts of chemical stress to aquatic ecosystems: Facts, challenges, and future. *Science of the Total Environment*, 795, 148776.
- Schulz, R., Bub, S., Petschick, L. L., Stehle, S., & Wolfram, J. (2021). Applied pesticide toxicity shifts toward plants and invertebrates, even in GM crops. *Science*, 372, 81–84.
- Schwarzenbach, R. P., Gschwend, P. M., & Imboden, D. M. (2002). *Environmental organic chemistry*. Wiley.
- Schymanski, E. L., Jeon, J., Gulde, R., Fenner, K., Ruff, M., Singer, H. P., & Hollender, J. (2014). Identifying small molecules via high resolution mass spectrometry: Communicating confidence. *Environmental Science & Technology*, 48, 2097–2098.
- Secretariats of the Basel M, Rotterdam, Stockholm Conventions (BRS), and the Minamata Convention on Mercury (MC). (2021a). *Chemicals, waste and climate change: Interlinkages and potential for coordinated action*. United Nations. 2104624 (E). <https://wedocs.unep.org/xmlui/handle/20.500.11822/36396>
- Secretariats of the Basel M, Rotterdam, Stockholm Conventions (BRS), and the Minamata Convention on Mercury (MC). (2021b). *Interlinkages between the chemicals and waste multilateral environmental agreements and biodiversity: Key insights*. United Nations. 2106227 (E), <https://wedocs.unep.org/handle/20.500.11822/36088>
- Sigmund, G., Ågerstrand, M., Brodin, T., Diamond, M. L., Erdelen, W. R., Evers, D. C., Lai, A., Rillig, M. C., Schaeffer, A., Soehl, A., Torres, J. P. M., Wang, Z., & Groh, K. J. (2022). Broaden chemicals scope in biodiversity targets. *Science*, 376, 1280.
- Sigmund, G., Arp, H. P. H., Aumeier, B. M., Bucheli, T. D., Chefetz, B., Chen, W., Droge, S. T. J., Endo, S., Escher, B. I., Hale, S. E., Hofmann, T., Pignatello, J., Reemtsma, T., Schmidt, T. C., Schönsee, C. D., & Scheringer, M. (2022). Sorption and mobility of charged organic compounds: How to confront and overcome limitations in their assessment. *Environmental Science & Technology*, 56, 4702–4710.
- Silva, V., Mol, H. G. J., Zomer, P., Tienstra, M., Ritsema, C. J., & Geissen, V. (2019). Pesticide residues in European agricultural soils—A hidden reality unfolded. *Science of the Total Environment*, 653, 1532–1545.
- Simon-Delso, N., Amaral-Rogers, V., Belzunces, L. P., Bonmatin, J. M., Chagnon, M., Downs, C., Furlan, L., Gibbons, D. W., Giorio, C., Girolami, V., Goulson, D., Kreuzweiser, D. P., Krupke, C. H., Liess, M., Long, E., McField, M., Mineau, P., Mitchell, E. A., Morrissey, C. A., ... Wiemers, M. (2015). Systemic insecticides (neonicotinoids and fipronil): Trends, uses, mode of action and metabolites. *Environmental Science and Pollution Research International*, 22, 5–34.
- Sobek, A., Bejgarn, S., Rudén, C., & Breitholtz, M. (2016). The dilemma in prioritizing chemicals for environmental analysis: Known versus unknown hazards. *Environmental Science: Processes & Impacts*, 18, 1042–1049.
- Stepanian, P. M., Entrekín, S. A., Wainwright, C. E., Mirkovic, D., Tank, J. L., & Kelly, J. F. (2020). Declines in an abundant aquatic insect, the burrowing mayfly, across major north American waterways. *Proceedings of the National Academy of Sciences of the United States of America*, 117, 2987–2992.
- Stempel, S., Scheringer, M., Ng, C. A., & Hungerbühler, K. (2012). Screening for PBT chemicals among the “existing” and “new” chemicals of the EU. *Environmental Science & Technology*, 46, 5680–5687.
- Stubbington, R., Sarremejane, R., Laini, A., Cid, N., Csabai, Z., England, J., Munné, A., Aspin, T., Bonada, N., Bruno, D., Cauvy-Fraunie, S., Chadd, R., Dienstl, C., Fortuño Estrada, P., Graf, W., Gutiérrez-Cánovas, C., House, A., Karaouzas, I., Kazila, E., ... Datry, T. (2022). Disentangling responses to natural stressor and human impact gradients in river ecosystems across Europe. *Journal of Applied Ecology*, 59, 537–548.
- Teixeira, D. C., Lacerda, L. D., & Silva-Filho, E. V. (2018). Foliar mercury content from tropical trees and its correlation with physiological parameters in situ. *Environmental Pollution*, 242, 1050–1057.
- Thomsen, P. F., & Willerslev, E. (2015). Environmental DNA—An emerging tool in conservation for monitoring past and present biodiversity. *Biological Conservation*, 183, 4–18.
- Tian, Z., Zhao, H., Peter, K. T., Gonzalez, M., Wetzel, J., Wu, C., Hu, X., Prat, J., Mudrock, E., Hettinger, R., Cortina, A. E., Biswas, R. G., Kock, F. V. C., Soong, R., Jenne, A., Du, B., Hou, F., He, H., Lundeen, R., ... Kolodziej, E. P. (2021). A ubiquitous tire rubber-derived chemical induces acute mortality in coho salmon. *Science*, 371, 185–189.
- Triebkorn, R., Adam, S., Casper, H., Honnen, W., Pawert, M., Schramm, M., Schwaiger, J., & Köhler, H.-R. (2002). Biomarkers as diagnostic tools for evaluating effects of unknown past water quality conditions on stream organisms. *Ecotoxicology*, 11, 451–465.
- Tuuri, E. M., & Leterme, S. C. (2023). How plastic debris and associated chemicals impact the marine food web: A review. *Environmental Pollution*, 321, 121156.
- UN Environment Programme (UNEP). (2018). *Technical background to the global mercury assessment 2018*. Narayana Press. <https://www.unep.org/globalmercurypartnership/resources/report/technical-background-report-global-mercury-assessment-2018>
- United Nations Human Settlements Programme (UN-Habitat) and World Health Organization (WHO). (2021). *Progress on wastewater treatment—Global status and acceleration needs for SDG indicator 6.3.1*. UN-Habitat and WHO. <https://unhabitat.org/progress-on-wastewater-treatment-%E2%80%932021-update>
- van Bruggen, A. H. C., Finckh, M. R., He, M., Ritsema, C. J., Harkes, P., Knuth, D., & Geissen, V. (2021). Indirect effects of the herbicide glyphosate on plant, animal and human health through its effects on microbial communities. *Frontiers in Environmental Science*, 9, 763917.
- van Sebille, E., Wilcox, C., Lebreton, L., Maximenko, N., Hardesty, B. D., van Franeker, J. A., Eriksen, M., Siegel, D., Galgani, F., & Law, K. L. (2015). A global inventory of small floating plastic debris. *Environmental Research Letters*, 10, 124006.
- Wang, Z., DeWitt, J. C., Higgins, C. P., & Cousins, I. T. (2017). A never-ending story of per- and Polyfluoroalkyl substances (PFASs)? *Environmental Science & Technology*, 51, 2508–2518.
- Wang, Z., Walker, G. W., Muir, D. C. G., & Nagatani-Yoshida, K. (2020). Toward a global understanding of chemical pollution: A first comprehensive analysis of national and regional chemical inventories. *Environmental Science & Technology*, 54, 2575–2584.
- Wang, Z., Wiesinger, H., & Groh, K. (2021). Time to reveal chemical identities of polymers and UVCBs. *Environmental Science & Technology*, 55, 14473–14476.
- Watkins, Y. S. D., & Sallach, J. B. (2021). Investigating the exposure and impact of chemical UV filters on coral reef ecosystems: Review and research gap prioritization. *Integrated Environmental Assessment and Management*, 17, 967–981.
- Wear, S. L., & Thurber, R. V. (2015). Sewage pollution: Mitigation is key for coral reef stewardship. *Annals of the New York Academy of Sciences*, 1355, 15–30.
- Weitere, M., Altenburger, R., Anlanger, C., Baborowski, M., Bärlund, I., Beckers, L.-M., Borchardt, D., Brack, W., Brase, L., Busch, W., Chatzinotas, A., Deutschmann, B., Eligehausen, J., Frank, K., Graeber, D., Griebler, C., Hagemann, J., Herzsprung, P., Hollert, H., ... Brauns, M. (2021). Disentangling multiple chemical and non-chemical stressors in a lotic ecosystem using a longitudinal approach. *Science of the Total Environment*, 769, 144324.
- Wells, F. E., & Gagnon, M. M. (2020). A quarter century of recovery of the whelk *Thais orbita* from tributyltin pollution off Perth, Western Australia. *Marine Pollution Bulletin*, 158, 111408.

- Wernersson, A.-S., Carere, M., Maggi, C., Tusil, P., Soldan, P., James, A., Sanchez, W., Dulio, V., Broeg, K., Reifferscheid, G., Buchinger, S., Maas, H., Van Der Grinten, E., O'Toole, S., Ausili, A., Manfra, L., Marziali, L., Polesello, S., Lacchetti, I., ... Kase, R. (2015). The European technical report on aquatic effect-based monitoring tools under the water framework directive. *Environmental Sciences Europe*, 27, 7.
- Wilkinson, J. L., Boxall, A. B. A., Kolpin, D. W., Leung, K. M. Y., Lai, R. W. S., Galbán-Malagón, C., Adell, A. D., Mondon, J., Metian, M., Marchant, R. A., Bouzas-Monroy, A., Cuni-Sanchez, A., Coors, A., Carriquiriborde, P., Rojo, M., Gordon, C., Cara, M., Moermond, M., Duarte, T., ... Teta, C. (2022). Pharmaceutical pollution of the world's rivers. *Proceedings of the National Academy of Sciences of the United States of America*, 119, e2113947119.
- Wilkinson, M. D., Dumontier, M., Aalbersberg, I. J., Appleton, G., Axton, M., Baak, A., Blomberg, N., Boiten, J.-W., da Silva Santos, L. B., Bourne, P. E., Bouwman, J., Brookes, A. J., Clark, T., Crosas, M., Dillo, I., Dumon, O., Edmunds, S., Evelo, C. T., Finkers, R., ... Mons, B. (2016). The FAIR guiding principles for scientific data management and stewardship. *Scientific Data*, 3, 160018.
- Wu, X., Zhou, Q., Mu, L., & Hu, X. (2022). Machine learning in the identification, prediction and exploration of environmental toxicology: Challenges and perspectives. *Journal of Hazardous Materials*, 438, 129487.
- Yamamuro, M., Komuro, T., Kamiya, H., Kato, T., Hasegawa, H., & Kameda, Y. (2019). Neonicotinoids disrupt aquatic food webs and decrease fishery yields. *Science*, 366, 620–623.
- Yule, C. M., Boyero, L., & Marchant, R. (2010). Effects of sediment pollution on food webs in a tropical river (Borneo, Indonesia). *Marine and Freshwater Research*, 61, 204–213.
- Zandalinas, S. I., Fritschi, F. B., & Mittler, R. (2021). Global warming, climate change, and environmental pollution: Recipe for a multifactorial stress combination disaster. *Trends in Plant Science*, 26, 588–599.
- Zhu, H., Zhang, J., Kim, M. T., Boison, A., Sedykh, A., & Moran, K. (2014). Big data in chemical toxicity research: The use of high-throughput screening assays to identify potential toxicants. *Chemical Research in Toxicology*, 27, 1643–1651.

**How to cite this article:** Sigmund, G., Ågerstrand, M., Antonelli, A., Backhaus, T., Brodin, T., Diamond, M. L., Erdelen, W. R., Evers, D. C., Hofmann, T., Hueffer, T., Lai, A., Torres, J. P. M., Mueller, L., Perrigo, A. L., Rillig, M. C., Schaeffer, A., Scheringer, M., Schirmer, K., Tlili, A. ... Groh, K. J. (2023). Addressing chemical pollution in biodiversity research. *Global Change Biology*, 29, 3240–3255. <https://doi.org/10.1111/gcb.16689>