

# Toward transparency of hybrid open access through publisher-provided metadata: An article-level study of Elsevier

Najko Jahn<sup>1</sup>  | Lisa Matthias<sup>2</sup>  | Mikael Laakso<sup>3</sup> 

<sup>1</sup>Göttingen State and University Library, University of Göttingen, Göttingen, Germany

<sup>2</sup>Department of Political Science, John F. Kennedy Institute, Freie Universität Berlin, Berlin, Germany

<sup>3</sup>Information Systems Science, Hanken School of Economics, Helsinki, Finland

## Correspondence

Najko Jahn, Göttingen State and University Library, University of Göttingen, Platz der Göttinger Sieben 1, 37073 Göttingen, Germany.  
Email: najko.jahn@sub.uni-goettingen.de

## Abstract

With the growth of open access (OA), the financial flows in scholarly journal publishing have become increasingly complex, but comprehensive data on and transparency of these flows are still lacking. The opacity is especially concerning for hybrid OA, where subscription-based journals publish individual articles as OA if an optional fee is paid. This study addresses the lack of transparency by leveraging Elsevier article metadata and provides the first publisher-level study of hybrid OA uptake and invoicing. Our results show that Elsevier's hybrid OA uptake has grown steadily but slowly from 2015 to 2019, doubling the number of hybrid OA articles published per year and increasing the share of OA articles in Elsevier's hybrid journals from 2.6 to 3.7% of all articles. Further, we find that most hybrid OA articles were invoiced directly to authors, followed by articles invoiced through agreements with research funders, institutions, or consortia, with only a few funding bodies driving hybrid OA uptake. As such, our findings point to the role of publishing agreements and OA policies in hybrid OA publishing. Our results further demonstrate the value of publisher-provided metadata to improve the transparency in scholarly publishing.

## 1 | INTRODUCTION

The rise of open access (OA) has added complexity to scholarly publishing, particularly concerning transparency of economic dimensions. Financial transparency in journal publishing has long been lacking because Big Deal subscription contracts between academic institutions and large academic publishers usually include confidentiality clauses that prohibit publicly sharing the scope or pricing of such agreements (Bergstrom et al., 2014; Frazier, 2001; Larivière et al., 2015). Further, the distributed payment processes to access and publish

scholarly articles add to the opacity of the financial flows of scholarly publishing (Lawson et al., 2016) as they can involve several actors simultaneously, including authors, research institutions, libraries, and funders.

The problem with this lack of transparency becomes more apparent in the case of hybrid OA. In this OA business model, individual articles can be made openly available by paying an article processing charge (APC), while the journal as a whole remains subscription-access. Hence, hybrid OA was originally introduced as a low-risk transitional model that allows journals to gradually convert to full OA and reduce subscription

This is an open access article under the terms of the Creative Commons Attribution License, which permits use, distribution and reproduction in any medium, provided the original work is properly cited.

© 2021 The Authors. *Journal of the Association for Information Science and Technology* published by Wiley Periodicals LLC on behalf of Association for Information Science and Technology.

costs as the OA uptake increases (Prosser, 2003). Many large subscription publishers have since incorporated hybrid OA, but there have been concerns that the hybrid model allows for double-dipping—receiving two payments for one article, the APC and subscription fees (Prosser, 2015; Shieber, 2009). While publishers assure they adjust their pricing (Mittermaier, 2015), without transparency around the uptake of hybrid OA and both revenue streams, such claims are impossible to evaluate. This is especially concerning because hybrid OA has recently gained popularity after a decade of only slow uptake (Björk, 2012). The main drivers of this development have been research institutions and funders that implemented OA policies, allocated OA funds, and established formal agreements with publishers that allow affiliated authors to publish OA free-of-charge (Laakso & Björk, 2016).

The recent introduction of transformative agreements, an evolving concept describing contracts that shift library spending from subscriptions to OA (Borrego et al., 2020; Hinchliffe, 2019), might perpetuate the lack of transparency because pricing is often based on traditional subscription costs. Hence, the demand for publisher-provided data has increased. More transparency about hybrid OA uptake and funding could facilitate the assessment and adjustment of publisher contracts (Schimmer et al., 2015), enhance OA mandate compliance monitoring, and avoid double-dipping (Larivière & Sugimoto, 2018). However, previous studies have noted an absence of transparency in hybrid OA publishing and a considerable lack of publicly available and standardized data (Laakso & Björk, 2016; Lawson, 2015; Pinfield et al., 2016).

This paper investigates to what extent publisher-provided data can increase the transparency around hybrid OA by taking Elsevier, the largest scholarly journal publisher (Larivière et al., 2015), as the starting point for an empirical analysis of hybrid OA uptake and invoicing. Our approach is based on openly available data sources and combines scholarly metadata from Crossref, a DOI registration agency, with APC invoicing data from Elsevier. The compiled data enable us to analyze the hybrid OA uptake in Elsevier journals between 2015 and 2019 by license and subject, and to compare it with Elsevier's full and delayed OA program. Further, we determine whether hybrid APCs were waived or charged to authors or as part of publishing agreements. In the latter case, we examine the invoiced academic consortia and research funders. As such, our findings have implications for research and OA policy and highlight the potential of publisher-provided data for large-scale, instantaneous analysis of hybrid OA uptake and invoicing.

## 2 | BACKGROUND

### 2.1 | Prevalence and uptake studies

In the first article-level study on hybrid OA, Laakso and Björk (2016) reported that between 2007 and 2013, the five largest publishers—Elsevier, Sage, Springer, Taylor & Francis, and Wiley—recorded growing numbers of hybrid journals that coincided with a 20-fold increase in hybrid OA (from 666 to 13,994). As a result, hybrid journals with at least one OA article more than doubled in number (1,082 in 2009, 2,714 in 2013) but fell by 31% relative to the total number of hybrid journals. Laakso and Björk's (2016) exploratory approach yielded a comprehensive overview tracking the growth of hybrid OA over time and across multiple publishers, but due to the amount of manual data collection and cleaning it is unsuitable for repeated use. Minimizing such manual tasks, Nelson and Eggett (2017) narrowed their focus to one publisher—the American Chemical Society (ACS)—and requested a list of all hybrid OA articles published from 2006 to 2011 from the ACS. To assess the hybrid OA uptake, the authors aggregated and compared the number of OA ( $n = 814$ ) and subscription articles ( $n = 27,621$ ), finding that over the 5 years, 2.9% of ACS articles were published as hybrid OA.

Contrary to the previous two studies, Kirkman (2018) took a research funder as a starting point, reporting a 26% share of hybrid OA for articles funded by the Australian National Health and Medical Research Council from 2012 to 2014 (816 of 3,190). Kirkman collected research articles using the Funding Agency and Funding Text search fields on Web of Science, and classified articles as OA when they were freely available on the publisher website, and further distinguished hybrid OA articles based on journal-level information from the publisher website, such as hybrid OA journal and APC lists. Another approach is presented by Pölönen et al. (2020), who used current research information system (CRIS) data—institutional publication data—to study the extent of OA among Finnish research publications from 2016 to 2017 ( $n = 34,507$  research articles). As part of the analysis, the authors identified hybrid OA articles through a dedicated OA status metadata field that has been mandatory to report in Finland since 2016 and found a 7% share of hybrid OA. However, the drawbacks of Kirkman's (2018) and Pölönen et al.'s (2020) approaches are that such data sources might not be openly available or, regarding CRIS data, might not be available at all because not all countries maintain comprehensive institutional publication data.

Other studies assessed the share of (hybrid) OA for the entire corpus of research articles. Using DOI-assigned

research articles indexed in the Web of Science Core Collection as a benchmark, Martín-Martín et al. (2018) investigated how many research articles from 2009 and 2014 ( $n = 2,610,305$  in total) are freely available through Google Scholar. After identifying OA articles through licensing information from Crossref, the authors estimated the share of hybrid OA at around 0.5% in 2009 and 1.5% in 2014. Similarly, in a study assessing the OA level among all scholarly articles and that experienced by Unpaywall users, Piwowar et al. (2018) obtained license information through Crossref and web-scraping. The study found 3.6% of 100,000 random Crossref DOIs were hybrid OA and pointed toward a growing trend in recent years that recorded a hybrid OA share of 9.4% of all articles published in 2015.

Since its launch, Unpaywall has become widely used in bibliometric research and rankings (Huang et al., 2020; Robinson-Garcia et al., 2020). However, the lack of standardized and comprehensive publisher-provided data has required several updates to Unpaywall to improve hybrid OA identification and differentiation from delayed OA (Unpaywall, n.d.-b; Unpaywall, n.d.-c; Piwowar et al., 2019), illustrating ongoing challenges in tracking and comparing hybrid OA prevalence over time. After changes in Unpaywall's approach to detect hybrid OA, Piwowar et al. (2019) estimated a hybrid OA share of 4% among all articles published by July 2019.

## 2.2 | Financial studies

Pinfield et al.'s (2016) analysis of APC payment records provided by 23 UK higher education institutions revealed a sharp increase in central payments from 2007 to 2013, which was largely attributed to the introduction of block grants by Research Councils UK (RCUK) and noncompliance sanctions by the Wellcome Trust. Moreover, the study showed that OA fees were paid almost exclusively through block grants (92%), and only a small number of APCs were paid through internal funding (7%). In contrast, a recent Springer Nature survey found that authors draw on a range of funding sources to cover OA fees, such as dedicated institutional OA funds, block grants, OA agreements, or research grants (Monaghan et al., 2020). Most hybrid OA authors were supported through dedicated institutional OA funds (43%, excluding block grants) and OA agreements with Springer Nature (34%). The differences between these two studies might be due to Monaghan et al.'s (2020) focus on Springer Nature articles or due to different policy and funding arrangements—considering the introduction of OA agreements since Pinfield et al. (2016) and Monaghan et al.'s (2020) more regionally diverse sample.

Regional and policy differences in APC payments also came to light in a study by Jahn and Tullney (2016) that analyzed APC records from 30 German higher education and research institutions, the Austrian Science Fund (FWF), Jisc, and the Wellcome Trust. In particular, the study revealed large differences in the amount of hybrid OA funded from 2014 to 2015. While hybrid OA accounted for less than 1% of APCs paid by German institutions (23 of 3,846), the three non-German research funders recorded a hybrid share of 75% (11,533 of 15,779). According to Jahn and Tullney (2016), this could point toward differences in science policy, such as hybrid OA being supported by the three non-German research funders but not by Germany's largest national funder, the German Research Foundation (DFG). Another possibility is that German hybrid OA fees were paid from budgets not reported to the Open APC initiative, a crowdsourcing effort (Pieper & Broschinski, 2018) from where the authors acquired data. Among these unreported funds are research grants and research unit budgets, which author surveys identified as APC funding sources (Monaghan et al., 2020; van der Graaf, 2017). As such, Jahn and Tullney's (2016) findings could reflect the complexities and potential limitations of institutional OA spending data that Pinfield et al. (2016) and Monaghan et al. (2020) attributed to incomplete or missing records.

In recent years, national consortia in Europe have negotiated publishing agreements covering hybrid OA fees for affiliated authors (Borrego et al., 2020). While these have improved invoicing workflows, internal assessments of hybrid OA uptake and invoicing remain challenging because transparent and comparative data have largely remained absent (Marques & Stone, 2020). Such publicly available information might be scarce because publishers and institutions lack or withhold such data, or due to confidentiality clauses (Marques & Stone, 2020; Monaghan et al., 2020). Several European consortia have collaborated through the Efficiency and Standards for Article Charges (ESAC) Initiative and Knowledge Exchange to standardize metadata requirements across publishers as great variation has been found between different countries and publishers (Marques et al., 2019).

## 2.3 | Research questions and aims

In this paper, we focus on Elsevier, a prominent example in recent hybrid OA uptake and financial studies (Laakso & Björk, 2016; Pinfield et al., 2016). Elsevier's OA portfolio presents the challenges in examining hybrid OA described above. For instance, distinguishing between different OA types, Elsevier supports delayed (Elsevier, n.d.-b), hybrid, and full OA, including so-called mirror journals—full OA

counterparts of hybrid journals addressing OA policies opposed to hybrid OA (Harrison, 2019). Further, Elsevier processes APC invoices through various channels, such as agreements with research funders and library consortia or, in the absence thereof, the authors (Elsevier, n.d.-a, n.d.-c). Surprisingly, we found Elsevier article-level metadata embedded in XML full-texts indicating the articles' OA status and invoicing. Leveraging this publicly available data, we address the lack of transparency around hybrid OA noted in previous studies. In particular, we use this novel approach to answer the following questions:

- What was the uptake of Elsevier's hybrid OA publishing option between 2015 and 2019?
- Through which channels were hybrid APCs invoiced, and who were the recipients?

### 3 | METHODOLOGY

For this study, we collected data relating to Elsevier's hybrid OA option by drawing on multiple freely available data sources. We identified Elsevier hybrid journals through Elsevier's APC list and supplemented our sample with Crossref metadata and text-mined invoicing data to investigate the invoicing of immediate OA articles provided under a Creative Commons (CC) license in subscription-based journals. Figure 1 visualizes the automated workflow we used to collect data from Elsevier and Crossref.

First, we identified hybrid journals through an Elsevier APC price list from May 2020 provided by Matthias (2020). We excluded journals that transitioned from hybrid to full OA and reverse-flip journals that flipped from full to hybrid OA (Matthias et al., 2019). Overall, we identified 1,970 unique hybrid journals that published between 2015 and 2019.

Next, we used an openly available Crossref database snapshot (Crossref, 2020), which contains all Crossref records registered until March 2020, to calculate the

journals' combined article volume for the 5-year period from 2015 to 2019. We only included articles published in regular issues aside from supplements containing conference contributions like meeting abstracts, indicated by non-numeric pagination. We excluded non-scholarly journal content, such as the table of contents, following Unpaywall's paratext recognition approach (Unpaywall, n.d.-a), which we expanded to include patterns indicating corrections. Furthermore, we categorized the articles by subject according to the All Science Journal Classification code (ASJC).

We identified OA articles through CC licenses in Crossref metadata records (Hendricks et al., 2020) and then downloaded the XML version of all CC-licensed articles published in a hybrid journal. From the XML files, we obtained the articles' OA status and invoicing information (see Table 1). We determined whether articles were immediate or delayed OA using the XML node `openArchiveArticle`, which indicates if an article was made freely available under Elsevier's Open Archive program, and measured the uptake of hybrid OA. Moreover, we obtained the invoice channels and recipients of hybrid OA APCs. Using the `openaccessSponsorType` node, we distinguished between four invoice channels, including invoices billed to authors, as part of publishing agreements with funding bodies (cf. Elsevier (n.d.-a)), exempted through fee waivers (e.g., in "cases of genuine need" or due to society or university sponsorships, cf. Elsevier, n.d.-c), and other types not specified by Elsevier. Finally, when hybrid APCs were invoiced as part of agreements, we identified invoice recipients through the `openaccessSponsorName` node. It is worth noting that while this article focuses on OA articles published in hybrid journals, the same data are also available for articles published in full OA journals. Elsevier does not provide the invoiced APC in either case.

We manually classified invoice recipients based on their institutional sectors, countries, and primary research areas. Following the OECD's Frascati Manual

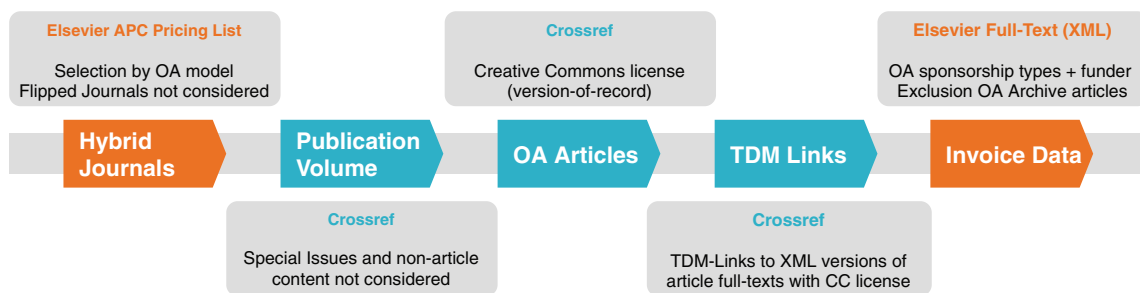


FIGURE 1 Data collection workflow to obtain article-level OA and invoicing data

(OECD, 2015, p. 91), we coded for four sectors: business enterprise, government, higher education, and private nonprofit. Due to the low article volume, we combined the business enterprise sector with invoice recipients Elsevier listed as “authors” and “third-party sponsor” into “Others.” Moreover, we categorized invoice recipients according to the countries representing their scope of funding and based on the following primary research areas: health sciences, life sciences, physical sciences and mathematics, social sciences and humanities, broad (i.e., multiple research areas), and unknown. Further, we compared Elsevier's invoicing data with institutional spending data from the Open APC initiative.

Throughout this mostly automated data gathering and analysis process, we used tools from the Tidyverse (Wickham et al., 2019) for the R programming language (R Core Team, 2020). To allow for efficient data manipulation and retrieval, we imported the Crossref dump to Google BigQuery, applying the rccrossref (Chamberlain et al., 2020) parsers to extract relevant metadata fields. We used crminer (Chamberlain, 2020) to obtain the XML-full texts from Elsevier.

TABLE 1 Metadata in Elsevier XML full-texts

XML node	Description
openaccessArticle	Was the article open access?
openaccessSponsorType	Invoice channel.
openaccessSponsorName	Invoice recipient.
openArchiveArticle	Was open access provided through Elsevier's open archive program?

	2015	2016	2017	2018	2019	2015–2019
Elsevier hybrid journals with $\geq 1$ OA article (n)						
Total	1,317	1,364	1,401	1,501	1,600	1,755
Articles in Elsevier hybrid journals with $\geq 1$ OA article (n)						
Total	406,701	422,423	436,418	468,952	518,062	2,422,087
Mean	308.8	309.7	311.5	312.4	323.8	1,380.1
SD	401.1	419.6	427.5	445.6	479.9	1,937.5
OA articles in Elsevier hybrid journals with $\geq 1$ OA article (n)						
Total	10,672	12,729	13,361	15,570	19,311	71,643
Mean	8.1	9.3	9.5	10.4	12.1	40.8
SD	12.9	19.7	15.6	16.2	20.1	68.9
OA share of Elsevier hybrid journals with $\geq 1$ OA article (%)						
Total	2.6	3.0	3.1	3.3	3.7	3.0
Mean	3.7	4.3	4.4	4.7	5.4	3.8
SD	4.5	5.9	5.1	4.9	5.7	4.1

## 4 | RESULTS

This section first presents the results of our analysis of hybrid OA uptake in Elsevier's journal portfolio with a view to licensing, disciplinary differences, and citation impact. Then, we present a descriptive analysis of Elsevier's invoicing data, highlighting licensing and disciplinary differences for invoicing channels and invoice recipients.

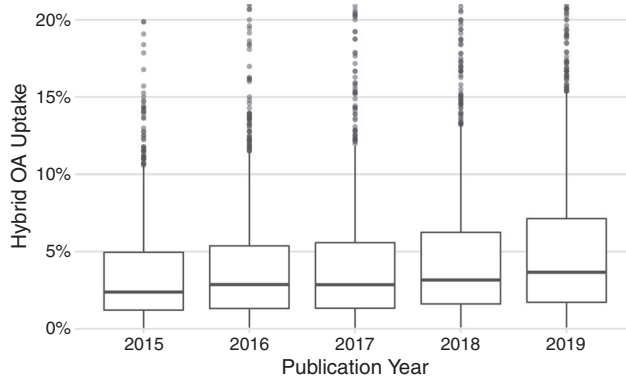
### 4.1 | Uptake of hybrid open access

#### 4.1.1 | Overview

Between 2015 and 2019, 1,755 of 1,970 (89.1%) hybrid journals published at least one OA article. Together these journals published 71,643 OA articles, which represented 3% of their total article volume ( $n = 2,422,087$ ). Table 2 presents findings for each year and the aggregated 5-year period, illustrating moderate growth of hybrid OA over time. Each year, the number of hybrid journals with at least one OA article increased, as did the number of immediate OA articles in these journals, which nearly doubled from 10,672 in 2015 to 19,311 in 2019. However, since the journals' total article output also grew over time, the relative share of OA articles in hybrid journals only increased slightly from 2.6% to 3.7%.

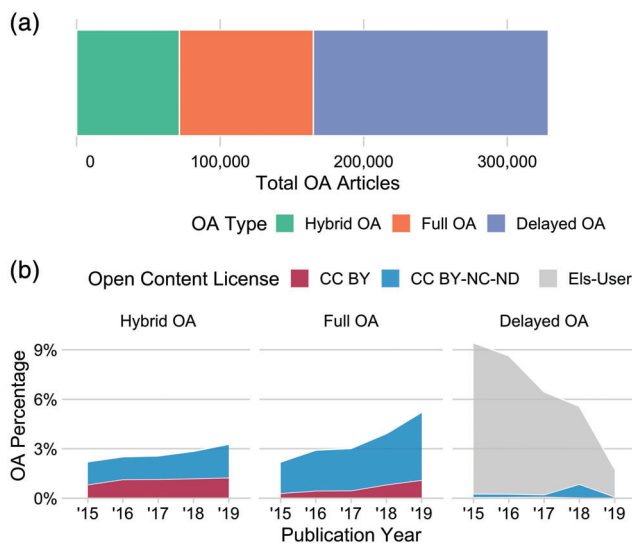
Table 2 also shows that the average OA share per journal was higher than the overall percentage. To consider these variations across journals, Figure 2 illustrates the range of OA uptake rates as a box-and-whiskers plot by year. The bold line shows the median OA prevalence across journals, which slightly rose from 2.4% in 2015 to

TABLE 2 Elsevier hybrid OA uptake 2015–2019



**FIGURE 2** Open access uptake per Elsevier hybrid journal (per year)

Note: The Y-axis is limited to an OA share of 20%



**FIGURE 3** Elsevier OA article volume 2015–2019 by (a) OA type and (b) open content license

3.7% in 2019. Notably, the upper quartiles and whiskers stretch farther over the years, which indicate that the range of uptake among journals with an above-average proportion of OA articles increased over the years. Nevertheless, the prevalence of hybrid OA remained relatively low; in 2019, 95% of Elsevier hybrid journals published  $\leq 15.6\%$  of their articles OA.

During the same period, Elsevier provided OA to 328,601 articles in total (i.e., full, hybrid, and delayed OA combined), representing 12.4% of the total article volume ( $n = 2,643,474$ ). Looking at Figure 3, it is apparent that the OA article volume of hybrid journals ( $n = 71,643$ ; 21.8%) lagged behind delayed OA ( $n = 163,643$ ; 49.8%) and full OA journals ( $n = 93,315$ ; 28.4%), which included 817 articles published in 38 mirror journals.

### 4.1.2 | License prevalence

As far as we observed, OA articles in Elsevier hybrid journals were published under two possible CC licenses—CC BY or CC BY-NC-ND. CC BY allows others to distribute, remix, adapt, and build upon the licensed work, including for commercial purposes, as long as the original author is credited. In contrast, CC BY-NC-ND is less permissive as it prohibits commercial reuse and derivatives. From 2015 to 2019, the proportion of hybrid OA articles published under a CC BY-NC-ND license marginally increased and maintained a greater share than CC BY (see Figure 3b). Interestingly, Figure 3b also reveals that nevertheless hybrid journals had the highest number and proportion of OA articles licensed under CC BY ( $n = 29,752$ ; 41.5%) compared with full OA journals ( $n = 17,293$ ; 18.5%) and Elsevier's delayed OA program ( $n = 1,568$ ; 1%). Most delayed OA articles were provided under an Elsevier user license (Els-User), which prohibits reuse for commercial purposes and redistribution.

### 4.1.3 | Subject area and field

Next, we present the hybrid OA uptake of different disciplines. Table 3 presents the high-level findings by ASJC subject area. Between 2015 and 2019, the physical sciences (712 hybrid journals; 29,584 OA articles) and health sciences (634 hybrid journals; 25,119 OA articles) recorded the most hybrid journals with at least one OA article. However, the life sciences (538 hybrid journals; 31,383 OA articles) published the most hybrid OA articles, while the social sciences published the least (372 hybrid journals; 11,204 articles). It is important to note, though, that there is a large overlap between the journals' subject areas. Therefore, Table 3 also presents fractional counts for hybrid journals and OA articles, which equally weights counting with respect to the total number of ASJC subject areas a journal belongs to. Journals with multiple ASJC codes that are members of the same subject area were counted once. For the remaining results, we only present the full counting.

Figure 4 presents the journals' 5-year OA uptake grouped by subject area and field and in comparison to the overall median (Mdn = 2.5%; excluding one journal coded as multidisciplinary). The box plot reveals some variation between the subject areas. Notably, with the exception of environmental science and earth and planetary sciences, hybrid journals from the physical sciences show a lower median OA proportion, whereas most life sciences and social sciences journals ranked above average. Figure 4 also shows large variations among the

Subject area	Full counting		Fractional counting	
	Journals	OA articles	Journals	OA articles
Health sciences	634	25,119	506.6	18,415
Life sciences	538	31,383	368.5	21,753
Physical sciences	712	29,584	584.4	23,915
Social sciences	372	11,204	283.5	7,462

Note: One multidisciplinary journal (61 OA articles) and 11 journals (37 OA articles) that could not be matched to the Scopus Source Title list to obtain ASJC codes are not included.

TABLE 3 Full and fractional counting of subject areas (2015–2019)

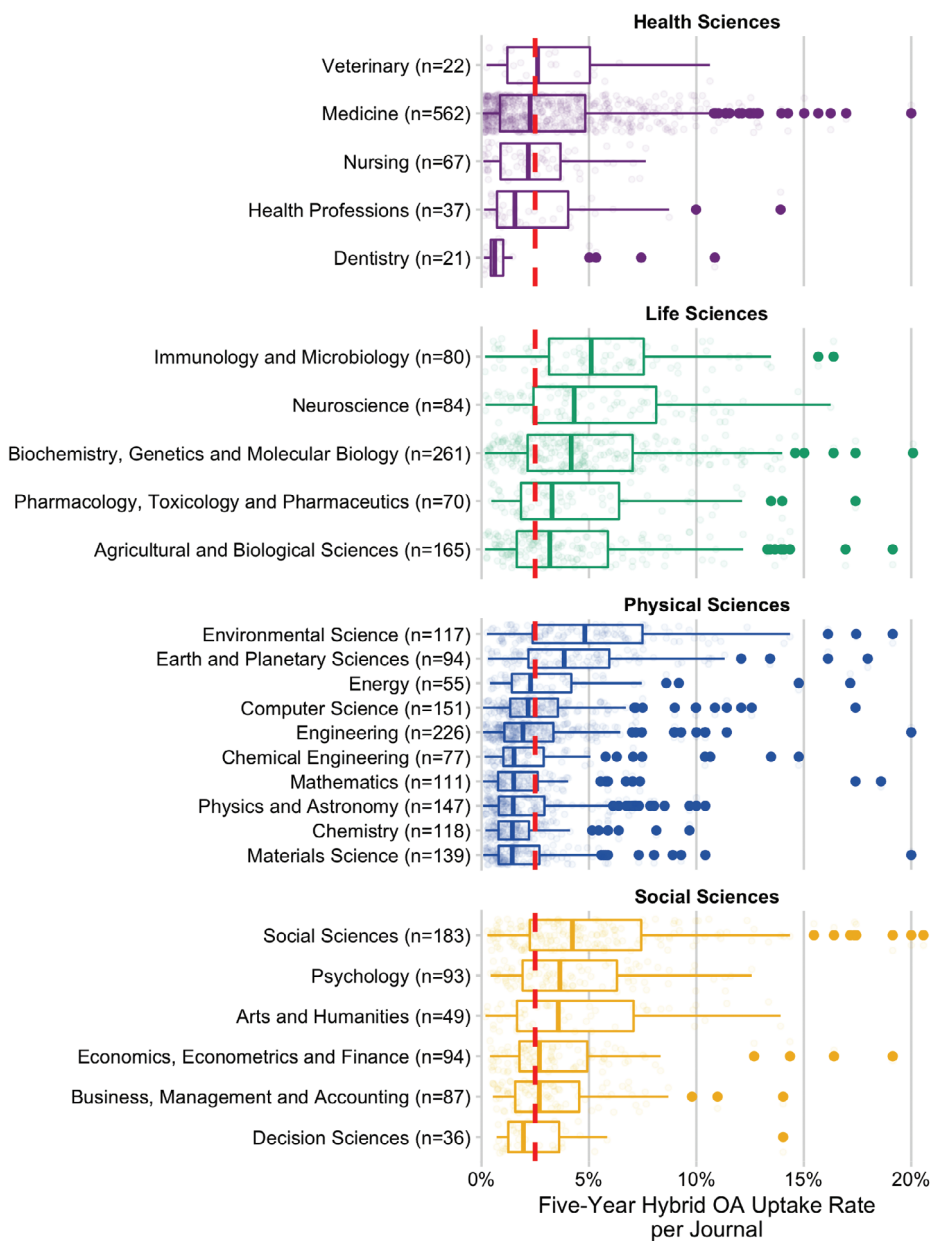


FIGURE 4 OA uptake in Elsevier hybrid journals by subject area and field (2015–2019)

Note: X-axis is limited to an OA share of 20%; the red line represents the overall median (2.5), jittered dots represent individual journals. Subject fields are ordered based on the median OA uptake. Journal counts are presented for each subject field

26 subject fields, with the highest OA rates in immunology and microbiology (Mdn = 5.1%), environmental science (Mdn = 4.8%), and neuroscience (Mdn = 4.3%),

while chemistry (Mdn = 1.4%), materials science (Mdn = 1.4%), and dentistry (Mdn = 0.6%) recorded the lowest OA rate.

## 4.2 | Invoicing for hybrid open access

### 4.2.1 | Invoice channels

As can be seen from Table 4, hybrid OA APCs were most often invoiced to authors (n = 41,725; 58.2%) and to a lesser extent as part of agreements (n = 24,250; 33.8%). Interestingly, we also found a small number of cases where hybrid APCs were waived (n = 4,345; 6.1%). A brief note of caution regarding APCs invoiced to the authors is due here: Although author-invoicing was indicated in the `openaccessSponsorType` article metadata field used for this study, this does not necessarily mean that authors paid the APC out of their own pocket. Rather, this implies that the authors' institution or funder did not have a central invoicing agreement in place at the time of publication.

Figure 5 illustrates that over the years, Elsevier has consistently invoiced more authors than research funders or academic consortia (“Agreement”), although both shares increased. In particular, the proportion of author-invoicing grew from 57% in 2015 to 61.2% in 2019, whereas the share of invoicing through agreements slightly increased from 31.6% to 32.4%, respectively. The share of fee-waived articles also remained relatively stable, but we found different types of waivers. Around 51.7% of fee waivers were linked to a third party. For instance, the French Académie des Sciences presumably covering OA publication for 853 OA articles in its society journals for affiliated authors. The remaining 48.3% of waived articles did not disclose any invoice recipient. Moreover, Figure 5 compares the invoicing channels based on CC license variants. When Elsevier invoiced authors directly, most OA articles in hybrid journals were published under a noncommercial license (n = 32,086; 76.9%), whereas most articles billed as part of agreements were licensed under the more permissive CC BY license (n = 18,331; 75.6%).

We also observed large differences in OA invoicing among subject fields. Table 5 shows the number of OA articles by subject field and invoice channel. For articles

in nursing, decision sciences, and pharmacology, toxicology and pharmaceuticals, Elsevier predominantly invoiced authors, whereas most energy and chemical engineering articles were invoiced through agreements. Likewise, the majority of articles in materials science, chemistry, and physics and astronomy were not invoiced to authors but facilitated through agreements or waived. The large share of waived APCs in physics and astronomy can be attributed to a single 2015 issue of Nuclear and Particle Physics Proceedings.

### 4.2.2 | Invoice recipients

Elsevier's data offer more insight into OA invoicing. Overall, we identified 63 academic institutions and funders that received invoices as part of publishing agreements. By a large margin, most invoices were issued to UK-based research funders and institutions (n = 14,344; 59.2%), followed by the Netherlands (n = 2,835; 11.7%) and the European Union (n = 1,990; 8.2%; EU), which in the context of this paper refers to institutions established by the European Commission, and not the individual member states. Invoicing data comprises two EU institutions, the research funder European Research Council and the health agency European Center for Disease Prevention and Control (ECDS). Figure 6 presents the geographical distribution by license prevalence, highlighting the dominance of CC BY licensed articles invoiced to institutions in the United Kingdom, the United States (US), and, to a much lesser extent, the Netherlands. In contrast, most articles invoiced to institutions from Norway or representing the EU were published under a non-commercial license.

TABLE 4 Invoice channels for Elsevier hybrid OA articles (2015–2019)

Invoicing channel	Hybrid OA articles (n)	Percentage
Author	41,725	58.2
Agreement	24,250	33.8
Fee waived	4,345	6.1
Other	1,323	1.8
Total	71,643	100.0

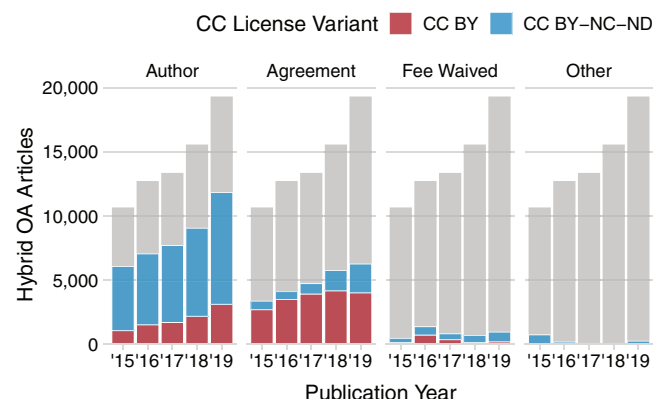


FIGURE 5 Elsevier hybrid OA articles by invoice channel and CC license (per year)

Note: Gray bars show the total number of hybrid OA articles published in Elsevier journals



TABLE 5 Invoice channels by discipline 2015–2019

Subject	OA articles	Invoice channel (in %)			
		Author	Agreement	Fee waived	Other
<b>Health sciences</b>					
Dentistry	288	68	17	10	5
Health professions	674	67	24	3	5
Medicine	23,623	65	25	6	4
Nursing	1,504	82	16	1	1
Veterinary	2,091	61	25	13	1
<b>Life sciences</b>					
Agricultural and biological sciences	7,956	63	31	5	1
Biochemistry, genetics and molecular biology	15,903	59	35	4	2
Immunology and microbiology	5,542	59	34	6	2
Neuroscience	5,906	56	40	3	1
Pharmacology, toxicology and pharmaceuticals	4,075	69	27	1	2
<b>Physical sciences</b>					
Chemical engineering	2,977	45	47	7	1
Chemistry	4,033	48	46	5	1
Computer science	3,185	63	36	0	1
Earth and planetary sciences	4,532	59	35	5	0
Energy	4,286	46	52	1	1
Engineering	8,405	50	46	3	1
Environmental science	9,000	58	38	3	1
Materials science	4,838	49	47	4	0
Mathematics	2,105	53	38	8	0
Physics and astronomy	5,859	40	38	22	0
<b>Social sciences</b>					
Arts and humanities	1,565	54	44	1	0
Business, management and accounting	1,751	68	29	2	1
Decision sciences	785	72	27	0	1
Economics, econometrics and finance	2,071	62	33	5	0
Psychology	3,087	57	40	2	1
Social sciences	6,306	60	36	3	0

Note: Column-wise heat-coloring.

Figure 7 shows the yearly distribution of centrally invoiced articles by year and institutional sector. While UK-based OA invoices were mainly addressed to discipline-specific governmental and nonprofit research funders, invoices to the Netherlands and Norway were issued to national academic consortia representing the higher education sector. In 2019, Elsevier also launched similar agreements in countries with lower publication output including Hungary and Poland. We found that invoice recipients from the United Kingdom and the United States mainly represented discipline-specific

funders, while invoice recipients from other countries focused on a broad variety of disciplines.

Table 6 presents the top 10 of 63 invoice recipients in our sample. Together, they accounted for around 80% of centrally invoiced APCs. The table also highlights the number of distinct journals and the share of CC BY licensed articles. Notably, UK-based research funders and the US-based Bill and Melinda Gates Foundation mainly received invoices for CC BY licensed articles. In contrast, articles invoiced to VSNU, the European Research Council, and Norway Institutes had a much lower proportion of CC BY.

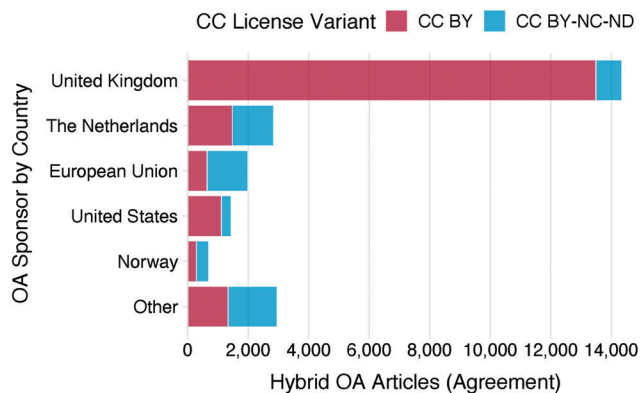


FIGURE 6 Centrally invoiced Elsevier hybrid OA articles by country and CC license (2015-2019)

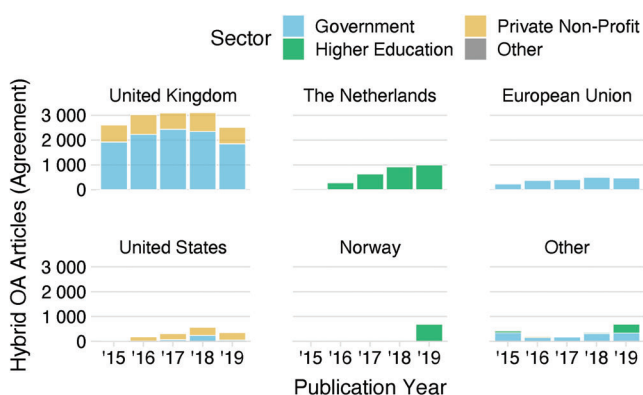


FIGURE 7 Centrally invoiced Elsevier hybrid OA articles by country and sector (per year)

The table also highlights the proportion of APCs publicly disclosed through the Open APC initiative, showing higher disclosure rates for invoice recipients with a large CC BY share.

## 5 | DISCUSSION

From 2015 to 2019, Elsevier recorded growth in the uptake of hybrid OA: The number of hybrid OA articles published per year doubled, the number of hybrid journals with at least one OA article grew by 21%, and the share of hybrid OA articles relative to closed-accessed articles in these journals increased from 2.6% to 3.7%. Similar to the study by Laakso and Björk (2016), we observed disciplinary differences. In particular, we found the highest count of hybrid OA articles in physical sciences journals (see Table 3). This was followed by the life sciences and health sciences, whereas the social sciences had the lowest count. This order mostly reflects the disciplines' overall publication output. According to the Open Science Monitor (European Commission, 2019), the physical sciences publish the most articles, followed by the health sciences, life sciences, and social sciences.

Disciplinary differences in hybrid OA prevalence become more meaningful when considering the relative share of OA articles to closed-access articles. In line with previous research, we found that Elsevier journals from the life sciences and social sciences (Jubb et al., 2017; Kramer & Bosman, 2018; Laakso & Björk, 2016) recorded greater than typical hybrid OA uptake, whereas physical sciences journals generally had a lower than typical

TABLE 6 Elsevier hybrid OA invoice recipients (2015-2019)

Hybrid OA invoice recipients	Journals	Articles	%	Compliance (in %)	
				CC BY	OAPC
Engineering and Physical Sciences Research Council	619	4,663	19	97	55
VSNU	357	2,835	12	52	0
Wellcome Trust	448	2,506	10	98	66
European Research Council	541	1,986	8	32	9
Medical Research Council	384	1,922	8	95	51
Natural Environment Research Council	203	1,357	6	97	45
Biotechnology and Biological Sciences Research Council	309	1,169	5	93	41
Bill and Melinda Gates Foundation	254	1,030	4	100	68
Economic and Social Research Council	245	922	4	96	48
Norway institutes	374	694	3	41	0
Other	1,012	5,166	21	54	21
All	1,423	24,250	100	76	36

uptake (Kramer & Bosman, 2018; Laakso & Björk, 2016; Martín-Martín et al., 2018). In a systematic review of disciplinary OA publishing patterns, Severin et al., 2020 highlighted the importance of sociocultural and technological factors in shaping publishing cultures and practices. For instance, since many branches of the physical sciences have established self-archiving practices (Severin et al. (2020), Björk et al. (2010), Laakso and Björk (2016)), researchers can provide OA through repositories and might perceive much less of a need for hybrid OA. In contrast, hybrid OA in the life sciences could be enabled through project-based funding structures as they allow for easy integration of publishing costs (Severin et al. (2020). On the other hand, the high hybrid OA uptake that we observed among the social sciences could point to the influential role of OA policies and invoicing agreements (Huang et al., 2020; Larivière & Sugimoto, 2018). While these aspects are important drivers of both full and hybrid OA, faculty members generally prioritize journal prestige and the journal impact factor (Niles et al., 2020) in publishing decisions, which, in combination with the availability of OA funding, might encourage publishing hybrid OA (van der Graaf et al., 2017).

Our invoicing data analysis found that most APCs were invoiced to the author ( $n = 41,725$ ; 58.2%). However, it is important to emphasize although Elsevier's metadata classify the sponsor type as "author," this does not necessarily mean that authors paid for APCs themselves but rather that APCs were not invoiced through publishing agreements. It is possible that these APCs were covered through institutional funds or research grants. This would align with a recent Springer Nature survey that found hybrid OA was predominantly supported through institutional and funder sources (71%), followed by OA agreements (34%), while only 6% were paid from personal funds or savings (Monaghan et al., 2020).

Further, we observed notable differences in licensing. Most hybrid OA articles invoiced to author were licensed under the more restrictive CC BY-NC-ND license. Previous research, while lacking dedicated studies on license selection, suggests that authors tend to select more restrictive license variants when given a choice (Fraser et al., 2021; Noorden, 2013; Rowley et al., 2017). On the other hand, we found when hybrid OA was invoiced through agreements, most articles were licensed under the more liberal CC BY license. As several funding bodies mandate CC BY licenses, including the UK research funders that account for 62% of our "agreement" subsample, this result is perhaps not surprising but suggests the effectiveness of such agreements.

Based on our findings, around a third of the articles were invoiced through OA agreements (e.g., research

funders, national library consortia). The predominance of UK funding bodies in this subsample reiterates reports from previous studies that the UK's OA profile differs markedly from other countries (cf. Jubb et al., 2015; Jubb et al., 2017), pointing to the impact of science policy. To promote OA, the United Kingdom implemented centralized APC funding and embraced hybrid OA as a transition model. Within 5 years of the publication of the Finch Report in 2012, the United Kingdom recorded an 18% increase in immediate OA, coupled with a rise in hybrid OA from 2.7% in 2012 to 15.4% of all articles in 2016 (Jubb et al., 2017), which can be attributed to the availability of funding from RCUK. Indeed, RCUK block grants have been the largest single source of APC funds in the United Kingdom—the Wellcome Trust, and more recently transformative agreements (Jubb et al., 2017; Tickel, 2018). However, since then publishing expenditures of UK universities have been rising rapidly (Jubb et al., 2017), so that several universities stopped supporting hybrid OA in late 2018–2019 (University of Birmingham, n.d.; Walker, 2019). This development might explain the slight decrease in hybrid articles invoiced to the United Kingdom our data showed around that time (see Figure 7).

Through this study, we demonstrated the utility and benefits of publisher-provided metadata about hybrid OA invoicing and highlighted the need for extending these to include comprehensive information about licensing and APC waivers. Metadata guidance should also consider the substantial amount of delayed OA content, which needs to be distinguished from hybrid OA. Hence, our study substantiates the recommendations from the ESAC Initiative that seek to increase efficiency and transparency through improved invoicing and reporting processes and metadata about OA funding (Geschuhn & Stone, 2017; Marques et al., 2019).

While this study advances our knowledge about hybrid OA uptake and invoicing, the limitations leave room for future research. We focused on only one publisher, which limits the generalizability of our findings because Elsevier's journal portfolio, mix of business models, pricing, and promotion of various options cannot be assumed to be representative of scholarly journal publishing in general. Relatedly, our study is limited to articles published in hybrid OA journals and, hence, is not representative of invoices for articles in full OA journals. To develop a full picture of OA invoicing, the methodology presented in this paper can be used for future studies in this direction. Further, although Elsevier's invoicing data improve transparency, it seems likely that not all actual OA funding bodies are disclosed. For instance, most articles were invoiced to authors, but it remains unclear if the APCs were paid by the authors themselves

or through institutional OA funds or research grants. Research into this topic would improve our understanding of OA funding outside of publishing agreements. Moreover, our study demonstrates that comprehensive mapping of the financial flows of OA publishing requires complex, in-depth country-specific analyses. Such studies would ideally draw on various data sources to consider research funders, the consortia landscape, OA policies, and publishing agreements. Future research could analyze funder policies in combination with institutional agreements (including which journals are covered by the agreements) and hybrid OA invoicing metadata to provide more insight into publishing patterns and CC license choice. A further avenue of research would be dedicated studies on the strengths and weaknesses of data provided by publishers and the Open APC initiative, and consider an integrative approach that combines both datastreams to reap the benefits of each while mitigating their individual drawbacks.

The policy implications and the underlying data of this study present opportunities for actors in the scholarly publishing landscape to rely less on assumptions and secondary data, and instead establish a direct connection between the publication output and the related financial information. This could increase accountability in spending public and charitable funds, and improve OA cost monitoring through enhanced transparency, precision, and timeliness. Analyses like we have presented here can inform library consortia in negotiations through better understanding their publisher-specific OA output, determining the amount of delayed OA content, and facilitating comparative analyses across different consortia. The study could also inform research funders and research institutions about license selection implications if there is not any strict policy in place.

This study provides a snapshot of hybrid OA for Elsevier, the largest journal publisher, prior to the impact of the implementation of Plan S, an initiative to accelerate the transition to OA that will no longer support hybrid OA (cOAlition, n.d.). While many Plan S signatories have already had strong OA policies, this harmonized approach is likely to affect publishing decisions of funded authors, the licensing of their articles, and the offerings and pricing of publishers at a larger scale than before. Because the new requirements apply to research funded from 2021 onward, a comparative study on articles invoiced to Plan S signatories would be a fruitful endeavor. Plan S does not fund hybrid OA publication unless the host journal is explicitly committed to convert to full OA; however, with the growth of national and institutional agreements that enable affiliated authors to publish hybrid OA, such restrictions will influence researchers differently. Invoicing data as used for this

study can be useful in exploring later on, by looking at research funding statements and invoicing channels in relation to each other.

## 6 | CONCLUSION

The primary aim of this empirical study was to investigate Elsevier's hybrid OA publishing from 2015 to 2019 to better understand the volume and invoicing of hybrid OA and to present a novel, data-driven approach for such analyses. Our results indicate that although the number of hybrid OA articles has increased over time, its uptake has remained low. Notably, hybrid APCs were most often invoiced directly to the authors, followed by agreements, where only a few funding bodies were the primary drivers of hybrid OA. Finally, our findings highlight that publisher-provided metadata about the invoicing channels of (hybrid) OA can facilitate research into and increase the understanding of the financial flows of OA publishing.

Since the beginning, hybrid OA has been a challenging subject to study due to the lack of standardized ways publishers flag such content and APC funding data being limited to self-reported data, surveys, and other secondary sources. This study presented a novel approach to studying APC invoicing that is based on publicly available publisher-provided metadata, which can be used on its own or in combination with other public data sources to gain more detailed and comprehensive insights into hybrid OA uptake and invoicing. If more publishers reported OA invoicing on the article level and in a machine-readable format, this would increase transparency and improve monitoring of the scholarly journal landscape over time. As hybrid OA has become a central element of OA policies of research funders and libraries, consumer organizations could require that invoicing information is added to the article-level metadata. As long as publishers do not provide these data in a structured and comprehensive format, they prevent benchmarking prices and therefore hinder competition.

From recent science policy developments in Europe, it appears that Big Deals have gained support and remain firmly in place in the form of transformative agreements. Moreover, such agreements seem to become an increasingly dominant feature of scholarly publishing as indicated by the number of contracts that Elsevier and other publishers have successfully negotiated and secured since we conducted the analyses presented here.<sup>1</sup> Through this study, we can affirm that hybrid OA is complex as the financial flows involve research funders, libraries, consortia, and authors. However, it is on publishers to increase the transparency of OA publishing, including hybrid OA

and transformative agreements, by providing instantaneous open data about OA uptake and invoicing.

## ACKNOWLEDGMENTS

Open Access funding enabled and organized by Projekt DEAL.

## DATA AVAILABILITY STATEMENT

The source code data analysis is available on GitHub: [https://github.com/njahn82/elsevier\\_hybrid\\_invoicing](https://github.com/njahn82/elsevier_hybrid_invoicing).

## ORCID

Najko Jahn  <https://orcid.org/0000-0001-5105-1463>

Lisa Matthias  <https://orcid.org/0000-0002-2612-2132>

Mikael Laakso  <https://orcid.org/0000-0003-3951-7990>

## ENDNOTE

<sup>1</sup> See, for instance, the announcements from the University of California: <https://www.universityofcalifornia.edu/news/uc-s-deal-elsevier-what-it-took-what-it-means-why-it-matters> and the Danish National Licensing Consortium: <https://www.kb.dk/en/about-us/licensing/national-licensing-consortium/elsevier-agreement-2021-24>

## REFERENCES

- Bergstrom, T. C., Courant, P. N., McAfee, R. P., & Williams, M. A. (2014). Evaluating Big Deal journal bundles. *Proceedings of the National Academy of Sciences*, *111*(26), 9425–9430. <https://doi.org/10.1073/pnas.1403006111>
- Björk, B.-C. (2012). The hybrid model for open access publication of scholarly articles: A failed experiment? *Journal of the American Society for Information Science and Technology*, *63*(8), 1496–1504. <https://doi.org/10.1002/asi.22709>
- Björk, B.-C., Welling, P., Laakso, M., Majlender, P., Hedlund, T., & Guðnason, G. (2010). Open access to the scientific journal literature: Situation 2009. *PLoS One*, *5*(6), e11273. <https://doi.org/10.1371/journal.pone.0011273>
- Borrego, Á., Anglada, L., & Abadal, E. (2020). Transformative agreements: Do they pave the way to open access? *Learned Publishing*, *34*, 216–232. <https://doi.org/10.1002/leap.1347>
- Chamberlain, S. (2020). Crminer: Fetch scholarly full text from CrossRef. <https://CRAN.R-project.org/package=crminer>
- Chamberlain, S., Zhu, H., Jahn, N., Boettiger, C., & Ram, K. (2020). *rcrossref: Client for various CrossRef APIs*. <https://CRAN.R-project.org/package=rcrossref>
- cOAlition S (n.d.). *Plan S: Principles and implementation*. <https://www.coalition-s.org/addendum-to-the-coalition-s-guidance-on-the-implementation-of-plan-s/principles-and-implementation/>
- Crossref. (2020). March 2020 public data file from crossref. *Crossref*. <https://doi.org/10.13003/83b2gp>
- Elsevier. (n.d.-a). *Agreements*. <https://www.elsevier.com/open-access/agreements>.
- Elsevier. (n.d.-b). *Open archive*. <https://www.elsevier.com/open-access/open-archive>
- Elsevier. (n.d.-c). *Pricing*. <https://www.elsevier.com/about/policies/pricing>
- European Commission. (2019). *Open science monitor: Trends for open access to publications*. [https://ec.europa.eu/info/research-and-innovation/strategy/goals-research-and-innovation-policy/open-science/open-science-monitor/trends-open-access-publications\\_en](https://ec.europa.eu/info/research-and-innovation/strategy/goals-research-and-innovation-policy/open-science/open-science-monitor/trends-open-access-publications_en)
- Fraser, N., Brierley, L., Dey, G., Polka, J. K., Pálffy, M., Nanni, F., & Coates, J. A. (2021). The evolving role of preprints in the dissemination of COVID-19 research and their impact on the science communication landscape. *PLoS Biology*, *19*(4), e3000959. <https://doi.org/10.1371/journal.pbio.3000959>
- Frazier, K. (2001). The librarians' dilemma: Contemplating the costs of the "Big Deal". *D-Lib Magazine*, *7*(3). <https://librarytechnology.org/document/8950>
- Geschuhn, K., & Stone, G. (2017). It's the workflows, stupid! What is required to make "offsetting" work for the open access transition. *Insights the UKSG Journal*, *30*(3), 103–114. <https://doi.org/10.1629/uksg.391>
- Harrison, P. (2019). *What are mirror journals, and can they offer a new world of open access?*. Elsevier B.V. <https://www.elsevier.com/connect/what-are-mirror-journals-and-can-they-offer-a-new-world-of-open-access>
- Hendricks, G., Tkaczyk, D., Lin, J., & Feeney, P. (2020). Crossref: The sustainable source of community-owned scholarly metadata. *Quantitative Science Studies*, *1*(1), 414–427. [https://doi.org/10.1162/qss\\_a\\_00022](https://doi.org/10.1162/qss_a_00022)
- Hinchliffe, L. J. (2019). *Transformative agreements: A primer*. The Scholarly Kitchen. <https://scholarlykitchen.sspnet.org/2019/04/23/transformative-agreements/>
- Huang, C.-K. (. K.), Neylon, C., Hosking, R., Montgomery, L., Wilson, K. S., Ozaygen, A., & Brookes-Kenworthy, C. (2020). Evaluating the impact of open access policies on research institutions. *eLife*, *9*. <https://doi.org/10.7554/elife.57067>
- Jahn, N., & Tullney, M. (2016). A study of institutional spending on open access publication fees in Germany. *PeerJ*, *4*, e23223. <https://doi.org/10.7717/peerj.2323>
- Jubb, M., Goldstein, S., Amin, M., Plume, A., Oeben, S., Aisati, M., Pinfield, S., Bath, P., Salter, J., Johnson, R., & Fosci, M. (2015). *Monitoring the transition to open access: A report for the universities UK open access co-ordination group*. <https://www.acu.ac.uk/research-information-network/monitoring-transition-to-open-access>
- Jubb, M., Plume, A., Oeben, S., Brammer, L., Johnson, R., Büttin, C., & Pinfield, S. (2017). *Monitoring the transition to open access: December 2017*. <https://www.universitiesuk.ac.uk/policy-and-analysis/reports/Documents/2017/monitoring-transition-open-access-2017.pdf>
- Kirkman, N. S. (2018). *A study of open access publishing by NHMRC grant recipients* [Curtin University]. <http://hdl.handle.net/20.500.11937/77026>
- Kramer, B., & Bosman, J. (2018). *Towards a plan S gap analysis: Open access potential across disciplines using web of science and DOAJ* [data set]. Zenodo. <https://doi.org/10.5281/zenodo.1979937>
- Laakso, M., & Björk, B.-C. (2016). Hybrid open access—a longitudinal study. *Journal of Informetrics*, *10*(4), 919–932. <https://doi.org/10.1016/j.joi.2016.08.002>
- Larivière, V., Haustein, S., & Mongeon, P. (2015). The oligopoly of academic publishers in the digital era. *PLoS One*, *10*(6), e0127502. <https://doi.org/10.1371/journal.pone.0127502>
- Larivière, V., & Sugimoto, C. R. (2018). Do authors comply when funders enforce open access to research? *Nature*, *562*(7728), 483–486. <https://doi.org/10.1038/d41586-018-07101-w>

- Lawson, S. (2015). "Total cost of ownership" of scholarly communication: Managing subscription and APC payments together. *Learned Publishing*, 28(1), 9–13. <https://doi.org/10.1087/20150103>
- Lawson, S., Gray, J., & Mauri, M. (2016). Opening the black box of scholarly communication funding: A public data infrastructure for financial flows in academic publishing. *Open Library of Humanities*, 2(1), 1–35. <https://doi.org/10.16995/olh.72>
- Marques, M., & Stone, G. (2020). Transitioning to open access: An evaluation of the UKSpringer compact agreement pilot 2016–2018. *College & Research Libraries*, 81(6), 913–927. <https://doi.org/10.5860/crl.81.6.913>
- Marques, M., Woutersen-Windhouwer, S., & Tuuliniemi, A. (2019). Monitoring agreements with open access elements: Why article-level metadata are important. *Insights the UKSG Journal*, 32, 1–13. <https://doi.org/10.1629/uksg.489>
- Martín-Martín, A., Costas, R., van Leeuwen, T., & López-Cózar, E. D. (2018). Evidence of open access of scientific publications in Google scholar: A large-scale analysis. *Journal of Informetrics*, 12(3), 819–841. <https://doi.org/10.1016/j.joi.2018.06.012>
- Matthias, L. (2020). *Publisher OA portfolios 2.0* (version 2.0) [data set]. Zenodo. <https://doi.org/10.5281/zenodo.3841568>
- Matthias, L., Jahn, N., & Laakso, M. (2019). The two-way street of open access journal publishing: Flip it and reverse it. *Publications*, 7(2), 23. <https://doi.org/10.3390/publications7020023>
- Mittermaier, B. (2015). Double dipping in hybrid open access – Chimera or reality? *ScienceOpen Research*. 2015, 1–12. <https://doi.org/10.14293/s2199-1006.1.sor-socsci.aowntu.v1>
- Monaghan, J., Lucraft, M., & Allin, K. (2020). 'APCs in the wild': Could increased monitoring and consolidation of funding accelerate the transition to open access? *Figshare*. <https://doi.org/10.6084/M9.FIGSHARE.11988123.V4>
- Nelson, G. M., & Eggett, D. L. (2017). Citations, mandates, and money: Author motivations to publish in chemistry hybrid open access journals. *Journal of the Association for Information Science and Technology*, 68(10), 2501–2510. <https://doi.org/10.1002/asi.23897>
- Niles, M. T., Schimanski, L. A., McKiernan, E. C., & Alperin, J. P. (2020). Why we publish where we do: Faculty publishing values and their relationship to review, promotion and tenure expectations. *PLoS One*, 15(3), e0228914. <https://doi.org/10.1371/journal.pone.0228914>
- Noorden, R. V. (2013). Researchers opt to limit uses of open-access publications. *Nature*. <https://doi.org/10.1038/nature.2013.12384>
- OECD. (2015). *Frascati manual 2015: Guidelines for collecting and reporting data on research and experimental development*. The measurement of scientific, technological and innovation activities, Paris: OECD Publishing. <https://doi.org/10.1787/24132764>
- Pieper, D., & Broschinski, C. (2018). OpenAPC: a contribution to a transparent and reproducible monitoring of fee-based open access publishing across institutions and nations. *Insights the UKSG Journal*, 31, 1–18. <https://doi.org/10.1629/uksg.439>
- Pinfield, S., Salter, J., & Bath, P. A. (2016). The "total cost of publication" in a hybrid open-access environment: Institutional approaches to funding journal article-processing charges in combination with subscriptions. *Journal of the Association for Information Science and Technology*, 67(7), 1751–1766. <https://doi.org/10.1002/asi.23446>
- Piwowar, H., Priem, J., Larivière, V., Alperin, J. P., Matthias, L., Norlander, B., Farley, A., West, J., & Haustein, S. (2018). The state of OA: A large-scale analysis of the prevalence and impact of open access articles. *PeerJ*, 6, e4375. <https://doi.org/10.7717/peerj.4375>
- Piwowar, H., Priem, J., & Orr, R. (2019). The future of OA: A large-scale analysis projecting open access publication and readership. *bioRxiv*. <https://doi.org/10.1101/795310>
- Pölonen, J., Laakso, M., Guns, R., Kulczycki, E., & Sivertsen, G. (2020). Open access at the national level: A comprehensive analysis of publications by Finnish researchers. *Quantitative Science Studies*, 1(4), 1396–1428. [https://doi.org/10.1162/qss\\_a\\_00084](https://doi.org/10.1162/qss_a_00084)
- Prosser, D. (2015). *The costs of double dipping*. <https://www.rluk.ac.uk/the-costs-of-double-dipping/>
- Prosser, D. C. (2003). From here to there: A proposed mechanism for transforming journals from closed to open access. *Learned Publishing*, 16(3), 163–166. <https://doi.org/10.1087/095315103322110923>
- R Core Team. (2020). *R: A language and environment for statistical computing*. R Foundation for Statistical Computing <https://www.R-project.org/>
- Robinson-Garcia, N., Costas, R., & van Leeuwen, T. N. (2020). Open access uptake by universities worldwide. *PeerJ*, 8, e9410. <https://doi.org/10.7717/peerj.9410>
- Rowley, J., Johnson, F., Sbaifi, L., Frass, W., & Devine, E. (2017). Academics' behaviors and attitudes towards open access publishing in scholarly journals. *Journal of the Association for Information Science and Technology*, 68(5), 1201–1211. <https://doi.org/10.1002/asi.23710>
- Schimmer, R., Geschuhn, K., & Vogler, A. (2015). *Disrupting the subscription journals' business model for the necessary large-scale transformation to open access*. Max Planck Digital Library. <https://doi.org/10.17617/1.3>
- Severin, A., Egger, M., Eve, M. P., & Hürlimann, D. (2020). Discipline-specific open access publishing practices and barriers to change: An evidence-based review. *F1000Research*, 7, 1925. <https://doi.org/10.12688/f1000research.17328.2>
- Shieber, S. M. (2009). Equity for open-access journal publishing. *PLoS Biology*, 7(8), e1000165. <https://doi.org/10.1371/journal.pbio.1000165>
- Tickel, A. (2018). *Open access to research publications—2018*. [https://assets.publishing.service.gov.uk/government/uploads/system/uploads/attachment\\_data/file/774956/Open-access-to-research-publications-2018.pdf](https://assets.publishing.service.gov.uk/government/uploads/system/uploads/attachment_data/file/774956/Open-access-to-research-publications-2018.pdf)
- University of Birmingham. (n.d.). *UKRI open access block grant*. <https://intranet.birmingham.ac.uk/as/libraryservices/library/research/open-access/funding/ukri-open-access-block-grant.aspx>
- Unpaywall. (n.d.-a). *What does is\_paratext mean in the API?* <https://support.unpaywall.org/support/solutions/articles/44001894783>
- Unpaywall. (n.d.-b). *What do the types of oa\_status (green, gold, hybrid, and bronze) mean?* <https://support.unpaywall.org/support/solutions/articles/4400177288>
- Unpaywall. (n.d.-c). *What is an OA license?* <https://support.unpaywall.org/support/solutions/articles/44002063718-what-is-an-oa-license->
- van der Graaf, M. (2017). Paying for open access: The author's perspective. *Zenodo*. <https://doi.org/10.5281/ZENODO.438037>
- van der Graaf, M., Johnson, R., & Chiarelli, A. (2017). *The role of hybrid open access in extending author choice*. Zenodo. <https://doi.org/10.5281/zenodo.3958621>
- Walker, D. (2019). *Research Councils UK open access funding 2019–2020*. Library & Archives Service at The London School of

Hygiene & Tropical Medicine. <https://blogs.lshtm.ac.uk/library/2019/03/05/research-councils-uk-open-access-funding-2019-2020/>  
Wickham, H., Averick, M., Bryan, J., Chang, W., McGowan, L. D., François, R., Grolemund, G., Hayes, A., Henry, L., Hester, J., Kuhn, M., Pedersen, T. L., Miller, E., Bache, S. M., Müller, K., Ooms, J., Robinson, D., Seidel, D. P., Spinu, V., ... Yutani, H. (2019). Welcome to the tidyverse. *Journal of Open Source Software*, 4(43), 1686. <https://doi.org/10.21105/joss.01686>

**How to cite this article:** Jahn, N., Matthias, L., & Laakso, M. (2021). Toward transparency of hybrid open access through publisher-provided metadata: An article-level study of Elsevier. *Journal of the Association for Information Science and Technology*, 73(1), 104–118. <https://doi.org/10.1002/asi.24549>