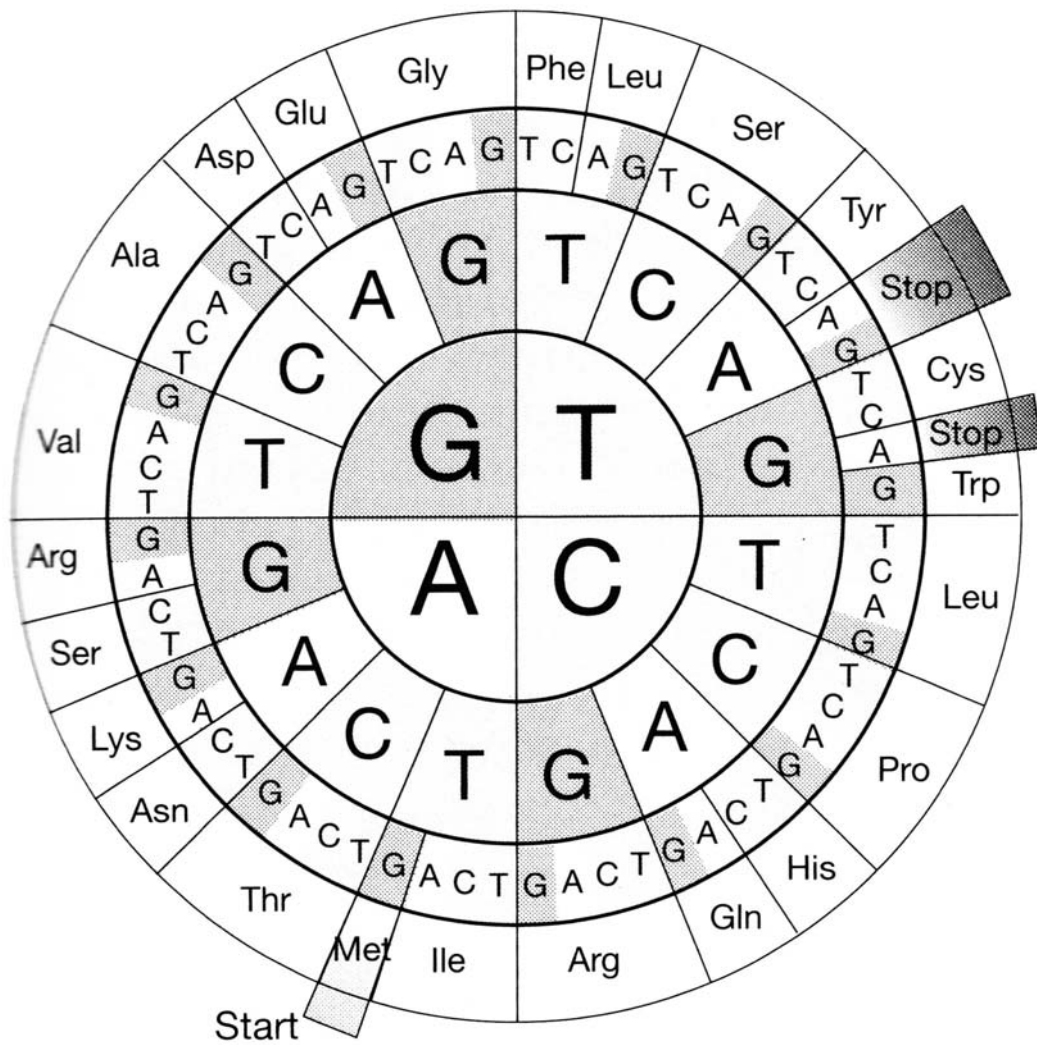


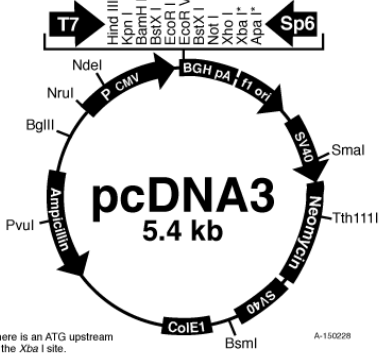
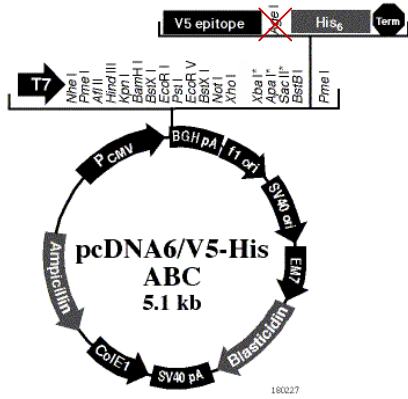
7 ANHANG

DNA-Code



Hergestellte Plasmide

TfRRL	
FL	
TRSFL	
TfRFL	
R100G	
R100E	
L101D	
L101G	
V108G	
R109G	
TfR-Ta	
TfR-IR	
R646K	
G647A	
D648E	



180227

* There is an ATG upstream of the Xba I site.

A-150228

Publikationsverzeichnis

Originalarbeiten (in Fachzeitschriften)

K. Dassler, M. Kaup, K. Wandzik, H. Fuchs.

Transferrin Regulates the Release of Soluble Transferrin Receptor by Competing for the Binding Site of the Shedding Protease.

J. Biol. Chem. revised submitted

K. Dassler, M. Kaup, R. Tauber, H. Fuchs.

Mutational suppression of transferrin receptor shedding can be compensated by distinct metalloproteases acting on alternative sites.

FEBS Lett. **536**(1–3):25–29 (2003)

M. Kaup, **K. Dassler**, C. Weise, H. Fuchs.

Shedding of the transferrin receptor is mediated constitutively by an integral membrane metalloprotease sensitive to tumor necrosis factor α protease inhibitor-2.

J. Biol. Chem. **277**(41):38494–38502 (2002)

M. Kaup, **K. Dassler**, U. Reineke, C. Weise, R. Tauber, H. Fuchs.

Processing of the human transferrin receptor at distinct positions within the stalk region by neutrophil elastase and cathepsin G.

Biol. Chem. **383**(6):1011–1020 (2002)

Abstracts (in Fachzeitschriften)

K. Dassler, K. Wandzik, R. Tauber, M. Kaup, H. Fuchs.

Release of Soluble Transferrin Receptor is regulated by ferri-Transferrin.

Clin. Chem. Lab. Med. **42**(12):E11 (2004)

M. Kaup, **K. Dassler**, R. Tauber, H. Fuchs.

Evidence supporting ADAM-10 to be the likely metalloprotease involved in transferrin receptor shedding

Eur. J. Cell Biol. **83**(Suppl. 54):52 MS 3-2 (2004)

K. Dassler, M. Kaup, R. Tauber, H. Fuchs.

Subcellular Localisation of Transferrin Receptor Shedding

Eur. J. Cell Biol. **82**(Suppl. 53):111 S 3-6 (2003)

K. Dassler, M. Kaup, R. Tauber, H. Fuchs.

Development of an ELISA specific for the soluble form of the transferrin receptor.

J. Lab. Med. **26**(9–10):534–535 Q12 (2002)

M. Kaup, U. Reineke, **K. Dassler**, R. Tauber, H. Fuchs.

Use of a novel protease assay for the characterisation of a potential shedding protease releasing soluble transferrin receptor.

Clin. Chem. Lab. Med. **39**(9):A47 (2001)

M. Kaup, **K. Grandke**, C. Weise, U. Reineke, R. Tauber, H. Fuchs.
Membrane-associated neutrophil elastase releases an alternatively cleaved soluble transferrin receptor.
Eur. J. Biochem. **268**(Suppl. 1):194 (2001)

Abstracts (in Tagungsbänden)

M. Kaup, **K. Dassler**, R. Tauber, H. Fuchs.
A protease of the ADAM-family is responsible for shedding of the transferrin receptor
In: *ELSO 2003 proceedings* (European Life Scientist Organization, Hrsg.), Seite 277,
Dresden 2003.

K. Dassler, M. Kaup, M. Sutherland, R. Tauber, H. Fuchs.
Suppression of transferrin receptor cleavage at the major site can be compensated by
alternative cleavage.
In: *Receptor-Ligand Interactions – Molecular, Physiological and Pharmacological Aspects*
(International Union of Biochemistry and Molecular Biology, Hrsg.), Seite A64, Bergen
2002.

Vorträge

H. Fuchs, **K. Dassler**, K. Wandzik, M. Kaup
Role of ADAM-10 and ferri-transferrin in transferrin receptor shedding and regulation of iron
metabolism
European Iron Club Meeting 2004, 08.–11.09.2004, Rennes, Frankreich
09.09.2004

H. Fuchs, **K. Dassler**, K. Wandzik, M. Kaup
Cellular Regulation of the Transferrin Receptor by Proteolytic Shedding
Hj. Staudinger-Symposium der Deutschen Vereinten Gesellschaft für Klinische Chemie und
Laboratoriumsmedizin e.V., 27.06.–30.06.2004, Kloster Banz
29.06.2004

M. Kaup, **K. Dassler**, R. Tauber, H. Fuchs
Evidence supporting ADAM-10 to be the likely metalloprotease involved in transferrin
receptor shedding
Annual Meeting of the German Society for Cell Biology, 24.–27.03.2004, Berlin
25.03.2004