

# Active motion of tangentially driven polymers in periodic array of obstacles

Cite as: J. Chem. Phys. 159, 224903 (2023); doi: 10.1063/5.0180170

Submitted: 7 October 2023 • Accepted: 16 November 2023 •

Published Online: 11 December 2023



View Online



Export Citation



CrossMark

Mohammad Fazelzadeh,<sup>1</sup>  Qingyi Di,<sup>1</sup>  Ehsan Irani,<sup>2</sup>  Zahra Mokhtari,<sup>3</sup>  and Sara Jabbari-Farouji<sup>1,a)</sup> 

## AFFILIATIONS

<sup>1</sup>Institute of Physics, University of Amsterdam, Amsterdam, The Netherlands

<sup>2</sup>Institute for Theoretical Physics, Georg-August University of Göttingen, Friedrich-Hund Platz 1, 37077 Göttingen, Germany

<sup>3</sup>Department of Mathematics and Computer Science, Freie Universität Berlin, Arnimallee 6, 14195 Berlin, Germany

<sup>a)</sup>Author to whom correspondence should be addressed: [sjabbarifarouji@uva.nl](mailto:sjabbarifarouji@uva.nl)

## ABSTRACT

One key question about transport of active polymers within crowded environments is how spatial order of obstacles influences their conformation and dynamics when compared to disordered media. To this end, we computationally investigate the active transport of tangentially driven polymers with varying degrees of flexibility and activity in two-dimensional square lattices of obstacles. Tight periodic confinement induces notable conformational changes and distinct modes of transport for flexible and stiff active filaments. It leads to caging of low activity flexible polymers inside the inter-obstacle pores while promoting more elongated conformations and enhanced diffusion for stiff polymers at low to moderate activity levels. The migration of flexible active polymers occurs via hopping events, where they unfold to move from one cage to another, similar to their transport in disordered media. However, in ordered media, polymers are more compact and their long-time dynamics is significantly slower. In contrast, stiff chains travel mainly in straight paths within periodic inter-obstacle channels while occasionally changing their direction of motion. This mode of transport is unique to periodic environment and leads to more extended conformation and substantially enhanced long-time dynamics of stiff filaments with low to moderate activity levels compared to disordered media. At high active forces, polymers overcome confinement effects and move through inter-obstacle pores just as swiftly as in open spaces, regardless of the spatial arrangement of obstacles. We explain the center of mass dynamics of semiflexible polymers in terms of active force and obstacle packing fraction by developing an approximate analytical theory.

© 2023 Author(s). All article content, except where otherwise noted, is licensed under a Creative Commons Attribution (CC BY) license (<http://creativecommons.org/licenses/by/4.0/>). <https://doi.org/10.1063/5.0180170>

## I. INTRODUCTION

Understanding the dynamics of active particles within heterogeneous media, subjected to intricate geometric constraints, has become an increasingly important research focus.<sup>1</sup> This elevated interest arises due to the omnipresence of porous media in both natural settings, such as gels, tissues, and soils, and man-designed devices, such as array of micro-pillars in bio-technological applications. Gaining such insight is of relevance from both fundamental and applied perspectives. From a fundamental viewpoint, we are interested in understanding the impact of the heterogeneity of environments on the stochastic transport of active particles within complex media. From a practical standpoint, it helps us to unveil the movement and search strategies employed by living organisms in real-world environments. Furthermore, the knowledge acquired

can be harnessed to pioneer innovative technological applications for controlling the motion of active agents within complex media. For example, smart self-propelled carriers can be used for cargo or drug delivery in heterogeneous media or contamination removal in porous soil.

In the last decade, both experimental and theoretical research efforts<sup>1–17</sup> have been directed at understanding the motion of active particles in heterogeneous porous media. The majority of studies so far have focused on the migration of active particles in disordered media<sup>1–9</sup> as most of movement environments for active particles in the nature are disordered. However, patterned structures with periodic lattices are also found in the nature, for instance, in antibiofouling surfaces, such as cicada wings<sup>18</sup> and shark skins.<sup>19</sup> Moreover, a first approach to control the dynamics of active agents for technological applications relies on designing ordered

heterogeneous media by placing obstacles on a substrate in periodic arrangements.<sup>17,20</sup>

Research in this direction includes studies of the motion of active particles and bacteria<sup>12–17</sup> in periodic array of obstacles. These studies revealed that the periodic arrangement can enhance the persistent motion of active particles at high enough activity levels<sup>15</sup> and more generally affect the transport efficiency of active particles, depending on the size of active particles and the nature of their interactions with the structured medium.<sup>16,17</sup> While the previous studies of active particles in periodic array of obstacles focused on rigid or spherical swimmers, not much is known about the motion of flexible elongated self-propelled particles, such as active filaments in periodic environments. To make a headway in this direction, we investigate the motion of active polymers of varying degrees of flexibility and activity in a square lattice of obstacles. We note that although there have been several studies of active polymers in disordered porous media,<sup>9,10,21</sup> effects of a periodic arrangement of obstacles on conformation and dynamics of active filaments remain largely unexplored.<sup>32</sup> We choose to focus on tangentially driven active polymers in a 2D square lattice, which are relevant for experiments of *T. Tubifex*<sup>20</sup> worms or E-coli bacteria<sup>17</sup> in ordered two dimensional array of pillars.

The key questions that arise are as follows: (i) Can the periodic structure of obstacle arrangement give rise to new modes of transport of active polymers? (ii) Under what conditions, does the regularity of obstacle arrangement result in markedly distinct conformations and dynamics of active filaments compared to those observed in disordered media?<sup>9</sup> To address these questions, we study the conformational and dynamical features of polymers while varying their degree of flexibility, activity level, and the porosity of the ordered medium via changing packing fraction of obstacles. We find that the effect of periodic confinement becomes significant at high obstacle packing, where the pore size becomes smaller than the gyration radius of flexible polymers or persistence length of semiflexible polymers. Therefore, for high packing fraction of obstacles, we also study motion of active polymers in disordered array of obstacles and compare the mean conformation and long-time dynamics of active filaments with those in the ordered environment.

Under tight confinement, flexible active polymers exhibit shrunken conformations, which are predominantly caged in inter-obstacle pores, and their transport occurs via rare events where they unfold and hop to an adjacent cage. In contrast, tight periodic confinement constrains stiff active filaments to travel in straight paths inside the periodic channels while occasionally bending and changing their directions. Hence, periodic arrangement of obstacles gives rise to a new mode of transport for stiff active filaments, which does not occur in disordered media. The two distinct modes of transport for flexible and stiff polymers in ordered environments lead to different trends for the long-time diffusion of active polymers at low to moderate activity levels, which are also notably different from their behavior in disordered media. At low activities, tight periodic confinement decreases the long-time diffusion of flexible polymers, whereas for very stiff polymers, it leads to enhancement of the long-time diffusion. Remarkably, for all the cases, at high activity levels, polymers exhibit a similar dynamics to those in free space, hence overcoming the effects imposed by tight geometrical constraints.

The remainder of this article is organized as follows: First, we introduce our simulation setup and the relevant set of dimensionless group of parameters. In Sec. III, we investigate the effects of periodic arrays of obstacles on the conformation of active polymers under different situations. In Sec. IV, we discuss distinct modes of transport for flexible and stiff polymers under strong confinement. We characterize the statistical features of caging events for flexible polymers and the channel switching events for stiff ones. In Sec. V, we examine the effect of periodic confinement on dynamical properties of active polymers of varying degrees of activity and flexibility. Additionally, we propose an analytical approach to rationalize the dynamics of the center of the mass of active chains under periodic confinement using suitable approximations. In Sec. VI, we compare the mean conformation and long-time diffusion of flexible and stiff active filaments with identical degree of flexibility and activity in dense ordered and disordered array of obstacles. Finally, we summarize our most important findings and our concluding remarks in Sec. VI.

## II. SIMULATIONS DETAILS

### A. Simulation model for active polymers and their interactions with obstacles

In order to study the motion of semiflexible active polymers in ordered heterogeneous media, we implement the tangentially driven polymer model<sup>22</sup> in a 2D square lattice of circular obstacles (see Fig. 1). In experiments,<sup>17,20</sup> 2D projection of 3D active filaments around cylindrical pillars is observed, which implies that polymer can cross itself. To mimic this situation, we discard excluded volume interactions between monomers, and we consider a phantom active polymer model of  $N$  monomers. The motion of each monomer is governed by the overdamped Langevin dynamics and is given by

$$\gamma \dot{\vec{r}}_i = -\sum_j \nabla_{\vec{r}_i} U + \vec{f}_i^a + \vec{f}_i^r, \quad (1)$$

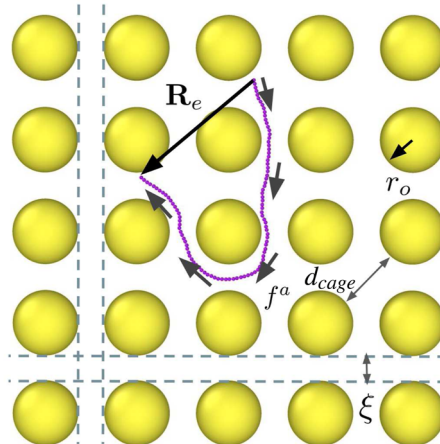


FIG. 1. Schematic of the active tangentially driven polymer in the ordered array of obstacles, showing the end-to-end vector  $\vec{R}_e = \vec{r}_N - \vec{r}_1$ , the radius of obstacles  $r_o$ , the pore size  $d_{cage}$ , and the horizontal/vertical channels of width  $\xi$ .

where  $\vec{r}_i$  is the position of the  $i$ th monomer, the dot denotes the derivative with respect to time, and  $\gamma$  is the friction coefficient between the bead and its surrounding medium.

The potential energy  $U$  of each monomer includes three different contributions. The first one is the harmonic spring potential  $U_{\text{harmonic}}(r) = (k_s/2)(r - \ell)^2$ , with equilibrium length  $\ell$  and spring stiffness  $k_s$  between adjacent monomers. The second part is the bending potential between each two neighboring bonds  $U_{\text{bend}}(\theta_i) = \kappa(1 - \cos \theta_i)$ , where  $\theta_i$  denotes the angle between two consequent bonds intersecting at bead  $i$  defined as  $\theta_i = \cos^{-1}(\widehat{\vec{r}}_{i,i+1} \cdot \widehat{\vec{r}}_{i-1,i})$ , with  $\widehat{\vec{r}}_{i,i+1} = \vec{r}_{i,i+1}/|\vec{r}_{i,i+1}|$  and  $\vec{r}_{i,i+1} = \vec{r}_{i+1} - \vec{r}_i$ . Here,  $\kappa$  is the bending stiffness and determines the intrinsic degree of flexibility of a polymer. Finally, the third contribution accounts for the excluded volume interactions between each bead and its surrounding obstacles. They are modelled by the short-ranged Weeks–Chandler–Andersen (WCA) potential<sup>23</sup>  $U_{\text{excl}}(r) = 4\epsilon \left[ \left( \frac{\sigma/2+r_o}{r} \right)^{12} - \left( \frac{\sigma/2+r_o}{r} \right)^6 + \frac{1}{4} \right]$  for  $r < r_c = 2^{1/6}(\sigma/2 + r_o)$ , where  $\epsilon$  is the strength of the potential and has unit of energy,  $\sigma$  is the diameter of the beads, and  $r_o$  is the radius of obstacles. The WCA potential is zero for interaction distances larger than the cutoff length  $r_c$ .

The active force on each bead, except for the end monomers, is given by  $\vec{f}_i^a = \frac{f^a}{2\ell}(\vec{r}_{i-1,i} + \vec{r}_{i,i+1})$ . The active force on the tail monomer is given by  $\vec{f}_1^a = \frac{f^a}{2\ell}\vec{r}_{1,2}$ , and for the head monomer, it is  $\vec{f}_N^a = \frac{f^a}{2\ell}\vec{r}_{N-1,N}$ . For this model, the total active force on each polymer is proportional to its end-to-end vector  $\vec{F}^a(t) = f^a \vec{R}_c(t)/\ell$ . The random force is chosen as a white noise of zero mean and has the correlation  $\langle \vec{f}_i^r(t) \cdot \vec{f}_j^r(t') \rangle = 4D_0\gamma^2 \delta_{ij} \delta(t - t')$ . To keep our formulation general, we do not associate random force necessarily with thermal fluctuations, but it can also be of biological origin. The persistence length of a 2D passive ideal polymer in free space can be determined in terms of its bending stiffness and the strength of random force correlation as  $\ell_p^0 = 2\kappa\sigma/D_0\gamma$ .<sup>24</sup>

We use a fixed number of  $N_o$  obstacles arranged in a square lattice in an  $L \times L$  simulation box with periodic boundary conditions. To change the degree of confinement, we vary the packing fraction of the medium defined as the fraction of the surface occupied by the obstacles to the total area of the box  $\phi = N_o\pi r_o^2/L^2$ . The width of horizontal/vertical channels  $\xi$  is given by the free space between two neighboring obstacles, as shown in Fig. 1, and it is obtained as  $\xi = r_o(\sqrt{\pi/\phi} - 2)$ . We also define the approximate cage diameter (pore size) as  $d_{\text{cage}} = r_o(\sqrt{2\pi/\phi} - 2)$  (see Fig. 1). For flexible polymers, we can use the ratio of mean polymer size to the cage diameter as a measure of confinement strength, whereas for semiflexible polymers with  $\kappa \gg 1$ , the ratio of the persistence length to the channel width  $\ell_p^0/\xi$  provides a good measure of confinement degree.

## B. Simulation parameters

We choose  $l_u = \sigma$ ,  $E_u = \epsilon$ , and  $\tau_u = \gamma\sigma^2/\epsilon$ , with  $\gamma = 1$  as the units of length, energy, and time. From here on, we express quantities in dimensionless units. We subsequently fix  $\ell = 1$ ,  $r_o = 8.7$ , and the diffusion coefficient  $D_0 = 1$ . The spring constants are chosen very stiff  $k_s \gg f^a/\ell$  to ensure that the mean bond-length and polymer contour length remain almost constant during simulations. We focus on the chain length  $N = 100$  and investigate the effects of periodic confinement on the conformational and the dynamical properties of active

polymers of varying activity strengths  $0.001 \leq f^a \leq 10$  and bending rigidity values  $\kappa \in \{1, 10, 100\}\epsilon$ . We examine the conformation and dynamics of active polymers under moderate ( $\phi = 0.2$ ) and strong ( $\phi = 0.6$ ) confinement, leading to channel widths  $\xi \in \{17, 2.5\}\sigma$ , respectively, and compare them with those of active polymers in free space ( $\phi = 0.0$ ). To analyze the effects of periodic arrays of obstacles on conformation and dynamics of the polymers, we studied ensemble-averaged conformational and dynamical properties of active filaments, where  $\langle \cdot \cdot \rangle$  indicates the ensemble average over 120 independent simulation runs carried over a time span at least five times larger than the relaxation time of the end-to-end vector; for details, see the supplementary material, Sec. I.

To assess how ordered arrangement of obstacles influences the conformational and dynamical characteristics of active polymers under tight confinement in comparison to those in disordered environments, we additionally conduct simulations of the flexible ( $\kappa = 1$ ) and stiff ( $\kappa = 100$ ) chains in disordered media with  $\phi = 0.6$ . To prepare the disordered media, we first randomly distribute the obstacles within the simulation box. Next, in order to eliminate any overlaps, we employ Brownian dynamics with a WCA potential with  $\sigma_o = 2r_o + 0.5\sigma$  to adjust the obstacle positions until a minimum inter-obstacle gap of  $\sim 2.5\sigma$  is achieved.

## III. CONFORMATIONAL PROPERTIES

We begin by visually inspecting the effect of confinement degree on chain conformation. In Fig. 2, we present snapshots of active polymers with  $f^a = 1.0$  for various combinations of bending stiffness and packing fraction values. The overall trend that we observe for flexible chains ( $\kappa = 1$ ) is that by increasing the degree of confinement, at the highest studied packing fraction ( $\phi = 0.6$ ), the polymers become localized in the cages of their adjacent obstacles for the majority of time. As a result, their mean size shrinks. In contrast, for stiffer chains with  $\kappa \geq 10$ , under strong confinement at  $\phi = 0.6$ ,

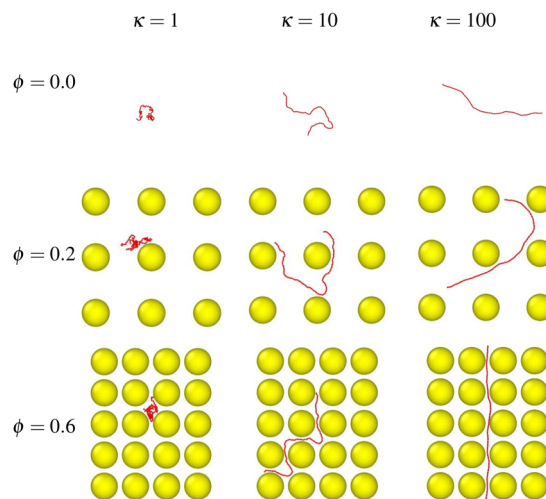


FIG. 2. Snapshots of an active chain with  $f^a = 1$  in various combination of  $\phi$  and  $\kappa$ . See videos S1–S9 at the supplementary material for temporal evolution of an active polymer conformation moving through the obstacles.

the chains conformation becomes more extended and anisotropic as the persistence length becomes larger than the channel width.

### A. End-to-end distance

To quantify the effect of confinement degree on mean conformation of active polymers, we examine the root of mean-squared end-to-end distance  $\sqrt{\langle R_e^2 \rangle} = \sqrt{\langle |\vec{r}_N - \vec{r}_1|^2 \rangle}$ . Figure 3 shows  $\sqrt{\langle R_e^2 \rangle}$  against activity for different bending stiffness values and packing fractions. We first note that in free space,  $\sqrt{\langle R_e^2 \rangle}$  has a weak dependence on active force for all degrees of flexibility. It decreases very little upon an increase in  $f^a$ . Upon introducing periodic obstacles, for low density of obstacles at  $\phi = 0.2$ ,  $\sqrt{\langle R_e^2 \rangle}$  decreases only slightly for all  $\kappa$  values, the exact amount of which depends on the degree of activity and flexibility. However, for tight confinement at  $\phi = 0.6$ , we observe a remarkable change of  $\sqrt{\langle R_e^2 \rangle}$  for all degrees of flexibility, albeit in contrasting trends for flexible and stiff polymers.

For flexible chains with  $\kappa = 1$ , at  $\phi = 0.6$ , chains of low activity  $f^a \leq 0.1$  have significantly smaller mean end-to-end distance than the free polymers with identical active force, whereas for  $f^a > 0.1$ , we observe a rather sharp increase in  $\sqrt{\langle R_e^2 \rangle}$ , reaching a maximum at  $f^a = 1$  beyond which its values become almost constant being only a little smaller than the  $\sqrt{\langle R_e^2 \rangle}$  of free polymers. Visual inspection of movement of flexible polymers with low levels of activity through the obstacles (see Fig. 2 and video S10 in the supplementary material) reveals that in tight confinement, they remain localized within inter-obstacle pores, referred to as cages, most of the time and only occasionally unwind and hop to one of their adjacent cages. Figures 4(a) and 4(b) depict temporal evolution of the end-to-end distance of an individual active polymer with  $f^a = 0.1$  and 1. When a chain is caged, its end-to-end distance is small, but while hopping, it has a more extended conformation and its end-to-end distance is larger. We note that by increasing the activity level, the chains become enabled to escape their cages and travel a short distance to one of their four neighboring cages, increasing the frequency of the hopping events. For instance, at  $f^a = 1$ , the chains hop more frequently from one cage to another [compare Figs. 4(a) and 4(b) and see video S11 in the supplementary material]. As a result of their increased hopping frequency, the average end-to-end distance of highly active chains increases.

As mentioned earlier, we observe a remarkably different trend for  $\sqrt{\langle R_e^2 \rangle}$  of stiffer chains. As presented in Figs. 3(b) and 3(c), for  $\kappa = 10$  and 100, tight confinement results in a larger end-to-end distance at all levels of activity. However, degree of extension of polymers decreases with an increase in the activity level. At a packing fraction of  $\phi = 0.6$ , semiflexible active chains with  $\ell_p^0 = 20$  and 200 ( $\kappa = 10$  and 100) tend to travel through inter-obstacle horizontal/vertical channels as their persistence lengths are much larger than the channel width  $\xi = 2.5$ . Nonetheless, active polymers occasionally bend and turn into an adjacent perpendicular channel (see Fig. 2 and video S9 in the supplementary material). We refer to this behavior as channel switching. During a channel switching event, a polymer bends and its end-to-end distance decreases [see Figs. 4(c) and 4(d)], showing the end-to-end distance of a stiff active polymer with  $\kappa = 100$  for  $f^a = 0.1$  and 1 vs time. The folding of backbone of a polymer during a channel switching event results in higher bending energy compared to straight conformation, which is more costly for stiffer chains. However, sufficiently large active forces can overcome the bending energy barriers for a channel switching event. As a result, upon an increase in  $f^a$ , stiff chains switch their channels more frequently [see Figs. 4(c) and 4(d) explaining the decline of  $\sqrt{\langle R_e^2 \rangle}$  of confined polymers with active force]. An increase in the end-to-end distance in tight confinement is more pronounced for stiffer chains, for which channel switching events occur less frequently due to the higher costs of bending.

To quantify our observation of different modes of chain conformation resulting from interaction with obstacles, we extract the probability distribution function (PDF) of the end-to-end distance  $P(R_e)$  presented in Fig. 5. For active chains in free space [see Figs. 5(a) and 5(b)],  $P(R_e)$  displays only a single peak, the value of which is primarily determined by the stiffness of the polymers and weakly depends on the active force. In contrast, under strong confinement at  $\phi = 0.6$ , the PDFs of the end-to-end distance becomes broader. At sufficiently high activity levels, we distinguish two distinct peaks in the PDFs for both flexible and stiff polymers, verifying two different conformational modes of active chains confined within periodic channels. For active flexible chains with  $f^a \geq 0.1$ , the two peaks correspond to conformations in caged and hopping modes, respectively. For stiff chains with  $f^a \geq 0.1$ , the sharp peaks at large  $R_e$  correspond to elongated polymer conformations traveling straight within the inter-obstacle channels, whereas the broader peaks at

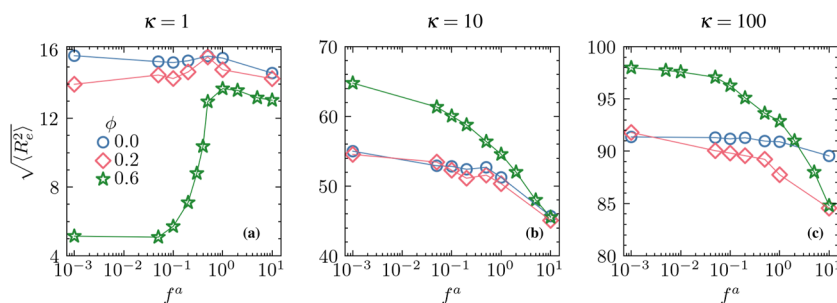
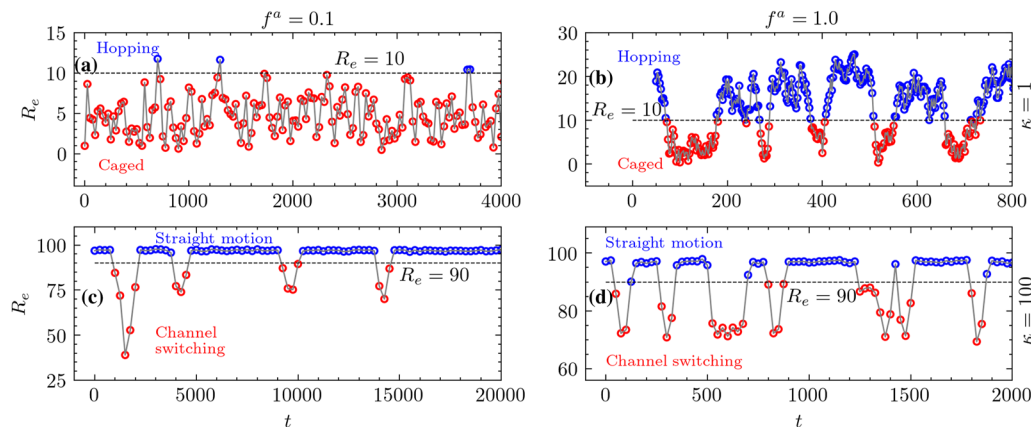


FIG. 3. The root of mean-squared end-to-end distance  $\sqrt{\langle R_e^2 \rangle}$  vs active force  $f^a$  at packing fractions  $\phi = 0, 0.2$ , and  $0.6$  plotted for bending rigidity values (a)  $\kappa = 1$ , (b)  $\kappa = 10$ , and (c)  $\kappa = 100$ .



**FIG. 4.** End-to-end distance of a single polymer under strong confinement  $\phi = 0.6$ , with (a)  $\kappa = 1$  and  $f^a = 0.1$ , (b)  $\kappa = 1$  and  $f^a = 1.0$ , (c)  $\kappa = 100$  and  $f^a = 0.1$ , and (d)  $\kappa = 100$  and  $f^a = 1.0$ . The dashed lines show the threshold on  $R_e^*$ , above which chains are hopping or having straight motion depending on their stiffness. (a) and (b) show the characterization of hopping and caging events for flexible polymers. (c) and (d) show the characterization of straight motion through inter-obstacle channels and channel switching events for stiffer chains.

smaller  $R_e$  represent the chain conformations in channel switching mode.

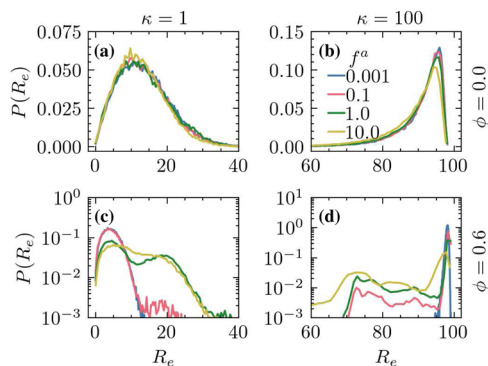
### B. Effect of periodic confinement on persistence length

Having investigated the effects of periodic confinement on the end-to-end distance statistical features, next we look into its effect on the shape of polymers. To this end, we compute the bond–bond correlation function defined as  $\langle \cos(\theta(s)) \rangle$ , where  $\theta(s)$  is the angle between two bond vectors with a curvilinear distance  $s$ . Figure 6 shows the bond–bond correlation functions for different activity levels and bending rigidity values in free space and under strong confinement at  $\phi = 0.6$ .

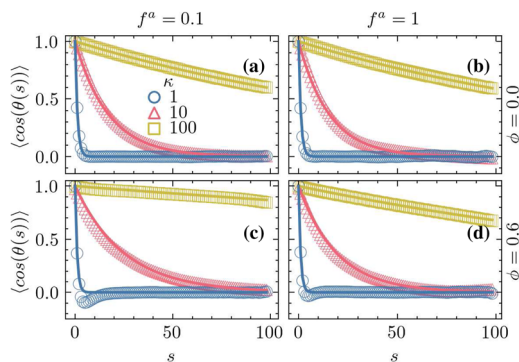
For flexible polymers ( $\kappa = 1$ ), regardless of the degree of confinement and activity, bond–bond correlations drop to zero at short

curvilinear distances ( $s < 5$ ). The only notable effect at strong confinement ( $\phi = 0.6$ ) is the appearance of a weak negative dip in  $\langle \cos(\theta(s)) \rangle$  before decaying to zero, reflecting the more shrunken conformation of polymers in caged state relative to the freely moving polymers.

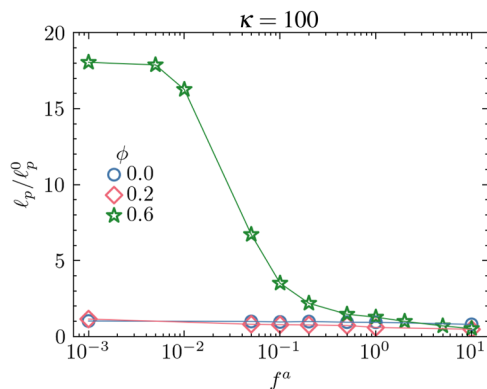
For stiff chains ( $\kappa = 100$ ), strong confinement visibly leads to a slower decay of bond–bond correlation functions with curvilinear distance  $s$  [see Figs. 6(c) and 6(d)], the pace of which depends on the active force. To quantify this effect, we obtain the effective persistence lengths  $\ell_p$  with the following protocol. First, we define  $s_e$  as the curvilinear distance at which the correlation becomes equal to  $e^{-1}$ , i.e.,  $\langle \cos(\theta(s_e)) \rangle \leq e^{-1}$ . For the cases where the correlations never reach  $e^{-1}$ , we choose  $s_e = N - 1$ . We then fit the bond correlation data in the range  $0 \leq s \leq s_e$  by an exponential function  $\langle \cos(\theta(s)) \rangle = \exp(-s/\ell_p)$  and evaluate the persistence length. Figure 7 shows



**FIG. 5.** The probability distribution function of end-to-end distance at different activity levels for polymers moving in free space, i.e.,  $\phi = 0$ , (a)  $\kappa = 1$  and (b)  $\kappa = 100$ , and for polymers under strong confinement with  $\phi = 0.6$ , (c)  $\kappa = 1$  and (d)  $\kappa = 100$ .



**FIG. 6.** The bond–bond correlation functions  $\langle \cos \theta(s) \rangle$  for various bending rigidity  $\kappa$  values for free chains with active force (a)  $f^a = 0.1$  and (b)  $f^a = 1$  and at a packing fraction of  $\phi = 0.6$  for active force (c)  $f^a = 0.1$  and (d)  $f^a = 1$ . The solid lines show the exponential fits to the data in the range  $1 \leq \langle \cos(\theta(s)) \rangle \leq e^{-1}$ .



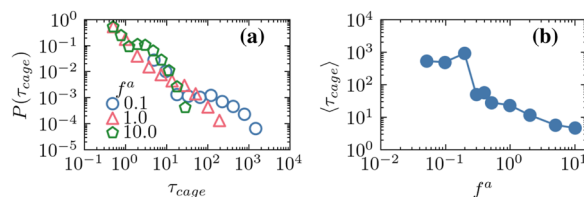
**FIG. 7.** The effective persistence length normalized by the persistence length of passive chains in free surface  $\ell_p/\ell_p^0$  against active force  $f^a$  for various packing fractions  $\phi$  and a bending rigidity of  $\kappa = 100$ .

the effective persistence length  $\ell_p$  of stiff polymers with  $\kappa = 100$  normalized by the bare persistence length of passive free polymers, i.e.,  $\ell_p^0 = 2\kappa$  vs active force at three packing fractions. At  $\phi = 0.0$  and  $\phi = 0.2$ , we observe no significant changes of  $\ell_p$  with activity level. However, for the stronger confinement at  $\phi = 0.6$ , marked changes in the effective persistence length emerge. As discussed earlier, the transport of stiff active chains within a dense periodic array of obstacles at  $\phi = 0.6$  consists of a sequence of straight paths within horizontal or vertical channels and channel switching events, the frequency of which increases with active force. A slightly active stiff polymer with  $f^a = 10^{-3}$  and  $\kappa = 100$  almost always travels in the same channel and barely switches to another one. Thus, its backbone stays straight most of the time, resulting effectively in larger persistence length (almost 20 times larger than the chains moving in free space). However, by increasing the active force and thereby the frequency of channel switching events, polymers bend more often. Hence, their effective persistence length decreases.

#### IV. FLEXIBILITY-DEPENDENT MODES OF TRANSPORT

In Sec. III, we demonstrated that strong periodic confinement  $\phi = 0.6$  affects the conformation of flexible and stiff active polymers differently. Increased confinement promotes greater contraction of flexible polymers, whereas it results in more elongated polymer conformations for stiffer polymers. This difference leads to distinct modes of transport for flexible and stiff polymers within tight inter-obstacle pores. The motion of active flexible polymers in the periodic lattice of obstacles consists of a sequence of caging and hopping events, whereas the motion of stiff chains consists of travelling straight in the tight channels and occasional bending of polymers to switch to an adjacent perpendicular channel. In this section, we examine the dynamics of individual active polymers as they navigate through the inter-obstacle space by obtaining the distribution of the duration of caging events and the time span of the directed motion in channels.

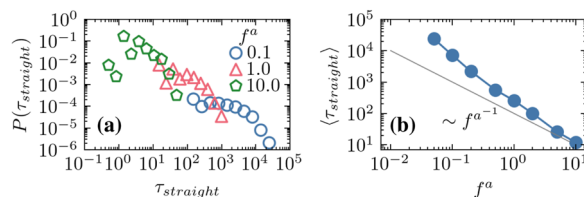
We first focus on flexible active polymers with  $\kappa = 1$ . To be able to quantify the duration of caging events, we define a caged state when the end-to-end distance of a polymer is smaller than a



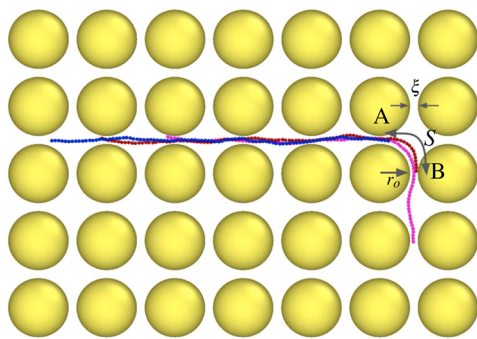
**FIG. 8.** (a) The probability distribution function of caging time  $\tau_{cage}$  for flexible chains with  $\kappa = 1$  in tight confinement with  $\phi = 0.6$  and for different activities. (b) The mean values of  $\langle \tau_{cage} \rangle$ .

threshold value  $R^*$ , which we choose to be the diameter of inter-obstacle pore  $d_{cage}$  [see Figs. 4(a) and 4(b)]. For tight confinement with  $\xi = 2.5$ , we have  $d_{cage} \approx 10$  and time intervals with  $R_e < R^*$  ( $R_e > R^*$ ) characterizing caging (hopping) events [see Figs. 4(a) and 4(b)]. Figure 8(a) shows the distribution of caging time  $\tau_{cage}$  for different active forces. We note that the caging times span several orders of magnitude. The maximum caging time observed within our simulation time depends on the activity level and is largest for the lowest active force. We do not recognize a power law behavior for distribution of caging time. From these distribution functions, we extract the mean duration of caging events  $\langle \tau_{cage} \rangle$  as functions of active force as presented in Fig. 8(b). We find that the mean caging time is roughly constant up to  $f^a = 0.2$ , and afterward, it decreases with  $f^a$ .

For stiffer chains with  $\kappa = 100$  in tight confinement, interactions of a polymer with periodic array of obstacles result in a sequence of directed motion through channels and channel switching events. Similar to the case of caging-hopping events, the distinction between unidirectional traveling and channel switching states can be made by monitoring the instantaneous value of  $R_e$  of individual polymers. While travelling in a channel,  $R_e$  is comparable to the chain length  $N$ . However, during a channel switching event where a polymer bends, its  $R_e$  decreases [see Figs. 4(c) and 4(d)]. To find the threshold, we refer to  $P(R_e)$  presented in Fig. 5(d), where the probability distribution functions have a sharp peak at large  $R_e$  corresponding to travelling within inter-obstacle channels. Among different activities, the sharp peak of  $f^a = 10$  is broader and includes a minimum value of  $R_e \approx 90$ . We therefore set the channel switching condition as  $R_e \leq 90$  and find the time duration of straight travel in channels  $\tau_{straight}$  as the time interval for which  $R_e > 90$ . Figures 4(c) and 4(d) demonstrate how we distinguish between events of channel switching and straight motion for stiff chains with  $\kappa = 100$ . In Fig. 9(a), we present the PDF of  $\tau_{straight}$  for stiff chains with  $\kappa = 100$



**FIG. 9.** (a) The probability distribution function of straight traveling time  $\tau_{straight}$  for polymers with  $\kappa = 100$  in tight confinement with  $\phi = 0.6$  and for different activities. (b) The mean values of  $\langle \tau_{straight} \rangle$ .



**FIG. 10.** Snapshots of a chain with  $\kappa = 100$  and  $f^a = 1.0$  traveling in a periodic medium with  $\phi = 0.6$ . The polymer enters the crossing area at point A. It actively changes the backbone orientation of its head segment toward point B. The chain leaves the crossing in a new channel.

at  $\phi = 0.6$ . The typical time span of straight motion through the channels depends strongly on the activity level. The extracted mean values  $\langle \tau_{\text{straight}} \rangle$  are presented in Fig. 9(b), which decrease with active force, scaling as  $1/f^a$  for  $f^a \gtrsim 0.1$ .

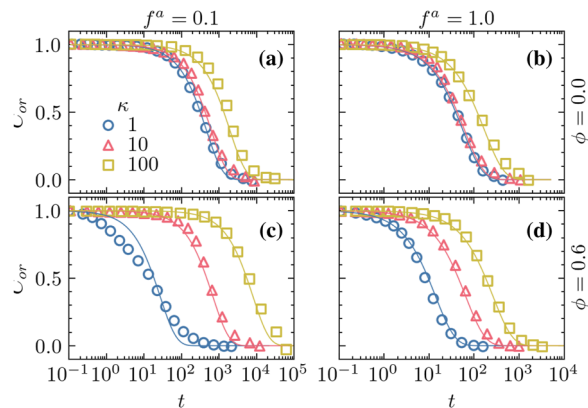
This emergence of two different scaling regimes in  $\langle \tau_{\text{straight}} \rangle$  against active force can be understood in terms of competition between two time scales. The first one is the timescale of advection by active force for the frontal segment of active polar polymer and the second one is the timescale of the relaxation of bending fluctuations. A channel switching event involves traveling of a minimal segment of length  $S$  of the polymer.  $S$  represents the frontal segment of a polymer that is involved during the turning of the polymer, as shown in Fig. 10, when the head monomer moves from point A to B. It can be approximated as  $S \approx \pi/2(r_0 + \xi/2)$ . The time required for the head bead to travel a curvilinear distance  $S$  is simply the advection time by active force  $\tau_a^{\text{adv}} = S/f^a$ . On the other hand, the timescale for passive relaxation of bending fluctuation of a segment of curvilinear length  $S$  of a semiflexible polymer, according to the wormlike chain model (WLC), is given by  $\tau_{\text{bend}} = S^4/(2\kappa)$ .<sup>25</sup> A channel switching event entails that  $\tau_a^{\text{adv}} < \tau_{\text{bend}}$  such that by increasing activity, a chain can switch its channel before the bending fluctuations on the scale of  $S$  can relax. A quick calculation using  $\xi = 2.5$  for  $\phi = 0.6$  and  $\kappa = 100$  shows that  $S \approx 15$  and the threshold activity (where  $\tau_a^{\text{adv}} = \tau_{\text{bend}}$ ) is  $f^a = 0.06$ . As can be seen for  $f^a > 0.1$ ,  $\langle \tau_{\text{straight}} \rangle$  enters the  $1/f^a$  scaling regime.

## V. DYNAMICAL PROPERTIES

Having discussed the effects of periodic confinement on conformational properties of active polymers and their modes of transport under tight confinement, we subsequently investigate the effects of periodic confinement on their dynamical properties.

### A. Orientational dynamics

We start by examining the effects of periodic confinement on orientational dynamics of active polymers. Since a tangentially driven polymer is polar (head-tail asymmetry), we define



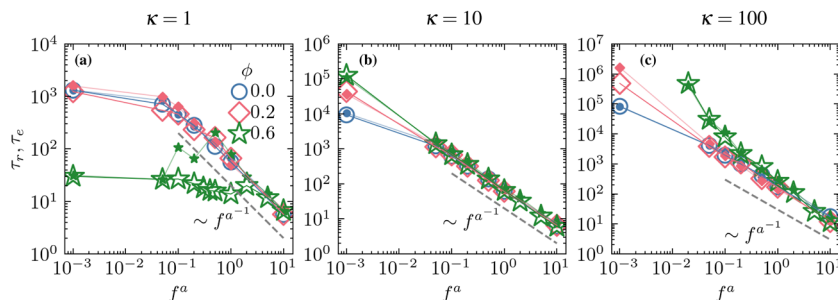
**FIG. 11.** The TACF of end-to-end unit vector,  $C_{or}$ , for different bending rigidity values  $\kappa = 1, 10$ , and  $100$  for free chains with active force (a)  $f^a = 0.1$  and (b)  $f^a = 1$  and in periodic lattice of obstacles with a packing fraction of  $\phi = 0.6$  for active force (c)  $f^a = 0.1$  and (d)  $f^a = 1$ . The lines depict exponential fits to the data for the time interval where  $1 \leq C_e(t) \leq e^{-1}$ .

the end-to-end vector as  $\vec{R}_e(t) = \vec{r}_N(t) - \vec{r}_1(t)$ . Thus, we characterize polymers' orientational dynamics by the time auto-correlation function (TACF) of their end-to-end unit vector,

$$C_{or}(t) = \langle \vec{R}_e(0) \cdot \vec{R}_e(t) \rangle. \quad (2)$$

In Fig. 11, we present the orientational TACFs of active polymers in free space and in tight confinement  $\phi = 0.6$  as functions of lag time for different bending rigidity values and at two active forces  $f^a = 0.1$  and  $1.0$ . In free space, for a given active force upon an increase in bending stiffness, the orientational correlation functions decay slower, whereas by increasing the active force, they decay faster, which is in agreement with prior reports for flexible active polymers.<sup>26–28</sup> When introducing obstacles with  $\phi = 0.6$ , the periodic confinement can accelerate or slow down orientational dynamics depending on the bending stiffness and activity level. At  $f^a = 0.1$  and  $\phi = 0.6$ , we observe a much slower decay of the orientational TACF for stiff chains with  $\kappa = 100$  compared to the freely moving chains with the same active force and bending stiffness, whereas the orientational dynamics of flexible polymers becomes accelerated. At a higher active force of  $f^a = 1.0$ , the orientational dynamics of flexible active polymers in tight periodic confinement is again faster than those of chains in free space. On the other hand, for very stiff polymers with  $\kappa = 100$ , the orientational dynamics of active polymers in free space and tight periodic confinement become similar.

In order to quantify the effect of periodic confinement on the decay of orientational dynamics, we define a characteristic reorientational relaxation time  $\tau_r$  with the following protocol. First, we define  $t_e$  as the shortest lag time at which the normalized correlation becomes less than  $e^{-1}$ , i.e.,  $C_{or} \leq e^{-1}$ . We then fit the data in the range  $0 \leq t \leq t_e$  with an exponential function  $C_{or} = \exp(-t/\tau_r)$  from which we determine the reorientational relaxation time  $\tau_r$ . The extracted orientational relaxation times as functions of active force are shown with open symbols in Fig. 12 for different values of bending rigidity  $\kappa$  and  $\phi$ . First, we focus on the flexible polymer limit with



**FIG. 12.** The end-to-end unit vector relaxation time  $\tau_r$  (open symbols) vs active force  $f^a$  for various packing fractions  $\phi$  and bending rigidity of (a)  $\kappa = 1$ , (b)  $\kappa = 10$ , and (c)  $\kappa = 100$ . The closed symbols show the relaxation time of the end-to-end vector  $\tau_e$  for  $\kappa = 10$  and  $\kappa = 100$ , respectively.

$\kappa = 1$  shown in Fig. 12(a). For free chains and those in moderate confinement with  $\phi = 0.2$ ,  $\tau_e$  scales as  $1/f^a$  for  $f^a \geq 0.1$ , similar to the findings of prior research on isolated active polymers.<sup>26,28</sup> However, in tight confinement  $\phi = 0.6$ , chains with low and moderate active forces ( $f^a \leq 1$ ) have a much faster orientational dynamics and, thus, shorter relaxation times as a result of being caged between neighboring obstacles. However, at higher activities  $f^a \geq 2$ , where the chains more frequently hop to adjacent cages, the orientational relaxation time becomes equal to that of freely moving active polymers.

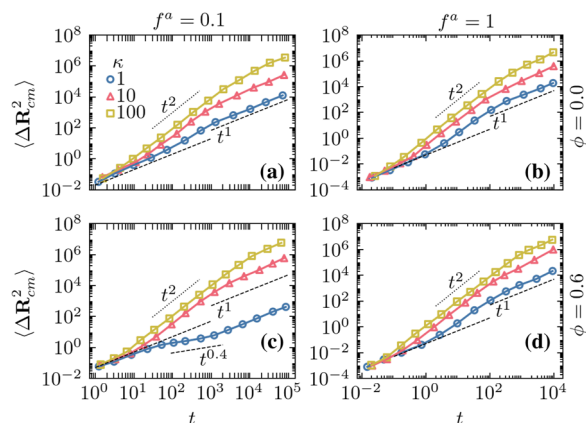
For intermediate stiffness with  $\kappa = 10$ , the orientational relaxation times are shown in Fig. 12(b). For  $f^a \geq 0.05$ ,  $\tau_r$  perfectly follows the  $1/f^a$  scaling behavior similar to isolated active flexible polymers,<sup>26,28</sup> suggesting the dominance of activity over confinement in this case. For stiff chains with  $\kappa = 100$ , free chains and those in moderate confinement with  $\phi = 0.2$  have identical relaxation times following the  $1/f^a$  scaling for  $f^a \geq 0.05$ . In contrast, at  $\phi = 0.6$ , we observe two different regimes. At higher activities ( $f^a \geq 0.2$ ), the orientational relaxation times of strongly confined polymers are of the same order of magnitude as  $\tau_r$  of isolated chains, while less active polymers have notably larger  $\tau_r$ . These results can be understood in view of confinement degree defined as the ratio of intrinsic persistence length of a polymer  $\ell_p^0$  to the channel width of the medium  $\xi$ . For strong confinement ( $2\kappa/\xi = 200/2.5 \gg 1$ ), the polymer is forced to keep travelling within one channel in a rather elongated conformation [see Fig. 2]. Hence, orientational dynamics is very slow as it entails overcoming the bending energy of very stiff polymers for switching to another channel. At sufficiently high activities, the active force can overcome the bending energy barriers for channel switching, and the  $1/f^a$  scaling behavior re-emerges similar to the motion of active polymers in free space and in entangled network of polymers.<sup>26,28,29</sup> However, less active chain can barely switch their channels, resulting in orientational relaxation times almost one order of magnitude larger than that of isolated chains at  $f^a = 0.05$ .

## B. Translational dynamics

Next, we explore the translational dynamics of active polymers under periodic confinement by computing the mean squared displacement (MSD) of the center of mass. Defining the position of the center of mass at any time as  $\vec{R}_{cm}(t) = \frac{1}{N} \sum \vec{r}_i(t)$ , the MSD is computed as  $\langle \Delta \vec{R}_{cm}^2(t) \rangle = \langle |\vec{R}_{cm}(t) - \vec{R}_{cm}(0)|^2 \rangle$ . Figure 13 presents MSD curves as functions of lag time in free space and strong confinement

$\phi = 0.6$  for different bending rigidity values and at two active forces  $f^a = 0.1$  and 1. Regardless of defining parameters of chains and their surrounding media ( $f^a$ ,  $\kappa$  and  $\phi$ ), in all the MSD curves, we observe three distinct scaling regimes. At very short lag times, where the MSD values are initially proportional to  $t$ , the fluctuations of random forces are more dominant over active force and interactions with obstacles; hence, the translational motion is governed by thermal diffusion and the MSD has the form  $\langle \Delta \vec{R}_{cm}^2 \rangle = 4D_{\text{Passive}}^{\text{Free}} t$ , where  $D_{\text{Passive}}^{\text{Free}} = D_0/N = 0.01$  is the diffusion coefficient of a passive chain consisted of  $N = 100$  monomers moving in free space. At longer lag times, active forces and interactions with obstacles come into play and the chains enter an intermediate regime.

At intermediate timescales, for chains in free space, this motion is ballistic  $\langle \Delta \vec{R}_{cm}^2 \rangle \sim t^2$  and is associated with the total active force on the center of mass of polymers.<sup>26,28,30</sup> At this range of lag times, the motion of the center of mass of freely moving active polymers can roughly be interpreted as moving straight with a constant speed in the direction of total active force. The net active force on center of mass for a tangentially driven active polymer is given by  $\vec{F}^a(t) = \sum_{i=1}^N \vec{f}_i^a(t) = f^a \vec{R}_c(t)/\ell$ , being parallel to the end-to-end vector. Therefore, we expect that the timescale for departure from



**FIG. 13.** The MSD  $\Delta \vec{R}_{cm}^2$  for various bending rigidity values for free chains with active force (a)  $f^a = 0.1$  and (b)  $f^a = 1$  and at a packing fraction of  $\phi = 0.6$  for active force (c)  $f^a = 0.1$  and (d)  $f^a = 1$ .



straight motion is set by  $\tau_r$ , i.e., the relaxation time of the end-to-end vector TACF. The observed ballistic regime at intermediate timescales remains intact even in the presence of obstacles for all the cases apart from low activity flexible chains with active force  $f^a = 0.1$  and under tight confinement  $\phi = 0.6$ , which exhibit a subdiffusive behavior with an MSD growing as  $t^{0.4}$  [see Fig. 13(c)]. The observed subdiffusive regime is a consequence of transient caging dynamics of flexible active polymers, which are trapped in the inter-obstacle pores and from time to time hop to one of their adjacent cages.

At longer lag times when  $t \gg \tau_r$ , after active chains have lost the memory of their initial end-to-end vector direction, a final diffusive regime with enhanced long-time diffusion coefficient  $D_L$  emerges, i.e.,  $\langle \Delta \bar{R}_{cm}^2(t \gg \tau_e) \rangle = 4D_L t$ . We extract the values of  $D_L$  from linear fits of the MSD curves at large lag times and normalize them with the  $\kappa$ -independent diffusion coefficient of center of mass of passive free chains  $D_{Passive}^{Free} = D_0/N$ . The values of  $D_L/D_{Passive}^{Free}$  against activity are presented in Fig. 14 for  $\phi = 0, 0.2$ , and  $0.6$  and different  $\kappa$  values. For  $\phi = 0.6$ ,  $\kappa = 1$  and  $100$ , and  $f^a \leq 0.05$ , we did not observe a final diffusive regime within our simulation run time; therefore, we cannot report  $D_L$  values for these cases. For active chains in free space with  $f^a > 0.05$ ,  $D_L$  increases linearly with active force in agreement with theoretical predictions<sup>27</sup> and previous simulations.<sup>26,28</sup>

A moderate periodic confinement with  $\phi = 0.2$  does not significantly affect the long-time diffusion coefficient for all values of  $\kappa$ , and the linear scaling with  $f^a$  remains intact. However, effect of tight confinement on  $D_L$  very much depends on the bending rigidity. Interestingly, the  $D_L$  of active chains with moderate bending stiffness  $\kappa = 10$  [see Fig. 14(b)] is not much affected by strong confinement, and it increases linearly with activity. At  $\phi = 0.6$ , the  $D_L$  of flexible active polymers  $\kappa = 1$  for active forces  $f^a < 0.5$  is lower than those of free chains, whereas  $D_L$  of very stiff chains  $\kappa = 100$  for active forces  $0.05 \leq f^a \leq 0.5$  is remarkably enhanced. These contrasting trends reflect the different modes of transport for flexible and stiff polymers. For flexible polymers, caging of polymers with low active forces slows down the diffusion as diffusion only occurs via occasional hopping events. In contrast, for stiff active polymers, the persistent unidirectional transport in the inter-obstacle channels helps them to diffuse through larger distances, thereby enhancing diffusion. Nonetheless, at sufficiently high activity levels, the long-time diffusion coefficients under tight confinement approach the

$D_L$  of active polymers in free space, regardless of their degree of flexibility.

### C. Analytical calculations of center of mass dynamics

To rationalize the observed trends for the long-time diffusion coefficient of the center of mass, we derive the equation of center of mass velocity  $\bar{V}_{cm}(t)$  explicitly. By summing over all the monomers velocities described by Eq. (1), we obtain

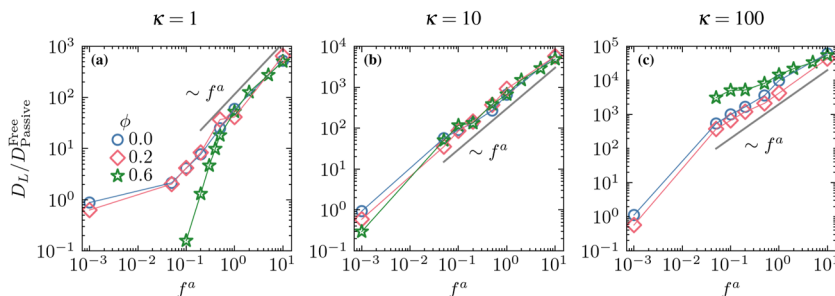
$$\gamma \bar{V}_{cm} = \frac{1}{N} (\bar{F}^a(t) + \bar{F}^r(t) + \bar{F}^o(t)), \quad (3)$$

where  $\bar{F}^a = \sum_{i=1}^N \bar{f}_i^a(t)$  is the total active force,  $\bar{F}^r = \sum_{i=1}^N \bar{f}_i^r(t)$  is the sum of all the random forces with a zero mean, and  $\langle \bar{F}^r(t) \cdot \bar{F}^r(t') \rangle = 4ND_0\gamma^2 \delta(t-t')$  and  $\bar{F}^o(t) = \sum_{i=1}^N \nabla U_{excl}(\bar{r}_i)$  is the total force resulting from interactions with obstacles. As previously mentioned, for a tangentially driven polymer, the total active force is proportional to end-to-end vector  $\bar{F}^a(t) = f^a \bar{R}_e(t)/\ell$ .

In order to obtain the long-time diffusion, we need to compute the TACF of center of mass velocity. Taking into account that correlations of other forces with the total random force vanish, the TACF of the center of mass velocity is given by

$$\begin{aligned} C_v(t) &= \langle \bar{V}_{cm}(t) \cdot \bar{V}_{cm}(0) \rangle \\ &= \left( \frac{f^a}{N\ell\gamma} \right)^2 \langle \bar{R}_e(t) \cdot \bar{R}_e(0) \rangle \\ &\quad + \frac{f^a}{N\ell\gamma} [\langle \bar{R}_e(t) \cdot \bar{F}^o(0) \rangle + \langle \bar{F}^o(t) \cdot \bar{R}_e(0) \rangle] \\ &\quad + \frac{1}{N\gamma} \langle \bar{F}^o(t) \cdot \bar{F}^o(0) \rangle + \left( \frac{1}{N\gamma} \right)^2 \langle \bar{F}^r(t) \cdot \bar{F}^r(0) \rangle. \quad (4) \end{aligned}$$

We can simplify the above equation for semiflexible polymers with  $\kappa \geq 10$ , taking into account the following considerations. For  $\kappa \geq 10$  and sufficiently large activities  $f^a \geq 0.05$ , the periodic confinement constrains active polymers to move in the inter-obstacle channels, so the frequency of collisions is low and interactions with obstacles are somewhat random. Hence, we argue that the contributions from correlations of end-to-end vector and collisional forces, i.e., the third line of Eq. (4), are negligible. We emphasize that even though we have neglected these contributions, the effects of collisions with obstacles are reflected in the dynamics of the end-to-end



**FIG. 14.** The normalized long time diffusion coefficient  $D_L/D_{Passive}^{Free}$ , where  $D_{Passive}^{Free} = D_0/N$  is the  $\kappa$ -independent diffusion coefficient of the center of mass of passive free polymers vs active force  $f^a$  for packing fractions of  $\phi = 0, 0.2$ , and  $0.6$  and bending rigidity of (a)  $\kappa = 1$ , (b)  $\kappa = 10$ , and (c)  $\kappa = 100$ . In panel (a), for  $\phi = 0.6$ , the chains with  $f^a = 0.001$  and  $f^a = 0.05$  never entered the final diffusive regime within our simulation time; therefore, we cannot report  $D_L$  values for them.

vector. Collision events change the mean end-to-end distance (see Fig. 3) as well as orientational dynamics, see (Sec. V A). In particular, increasing the degree of confinement ( $2\kappa/\xi$ ) significantly increases the orientational relaxation time for  $\kappa = 100$  and moderate active forces [see Fig. 12(c)].

Assuming that the fluctuations of end-to-end distance are negligible, justified for stiff active polymers [see Figs. 5(b) and 5(d)] and the TACF of end-to-end vector decays exponentially, we can approximate it as

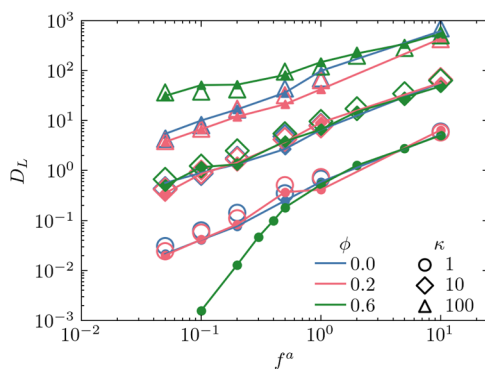
$$\langle \vec{R}_e(t) \cdot \vec{R}_e(0) \rangle \approx \langle R_e^2(t) \rangle e^{-t/\tau_e}, \quad (5)$$

where the decay time  $\tau_e$  depends on activity, bending stiffness, and packing fraction. We have also presented  $\tau_e$  as a function of active force for different values of  $\kappa$  and  $\phi$  in Fig. 12 as closed symbols. For  $\kappa \geq 10$ ,  $\tau_e$  and  $\tau_r$  (open symbols) values are in good agreement. In contrast for flexible polymers at  $\phi = 0.6$ , where the polymers shrink in cages and extend during hopping,  $\tau_e$  and  $\tau_r$  are different at intermediate active forces. Hence, our proposed approximation for them is not valid.

Taking into account the above considerations, we obtain the following approximation for TACF of  $\vec{V}_{cm}$  of semiflexible polymers:

$$C_v(t > 0) \approx \frac{f^{a2}}{N^2 \ell^2 \gamma^2} \langle R_e^2 \rangle e^{-t/\tau_e} + \frac{1}{N\gamma} \langle \vec{F}^o(t) \cdot \vec{F}^o(0) \rangle + \left( \frac{1}{N\gamma} \right)^2 \langle \vec{F}^r(t) \cdot \vec{F}^r(0) \rangle. \quad (6)$$

Integrating this approximate  $C_v$ , we can obtain the long time diffusion coefficient as  $D_L = \frac{1}{2} \int_0^\infty dt C_v(t)$ . The terms in the second line of Eq. (6) includes contributions from TACFs of collisional and random forces, which do not depend on the active force. Hence, their contributions to the integral can be represented as a packing fraction



**FIG. 15.** Long-time diffusion coefficient  $D_L$  vs active force  $f^a$  for different packing fractions for semiflexible polymers of bending stiffness  $\kappa = 1, 10$ , and  $100$ . The closed symbols (with the lines as guides) show  $D_L$  values extracted from MSD curves. The open symbols show the results of Eq. (7). For the case of  $\kappa = 1$  and  $\phi = 0.6$ , the results of Eq. (7) are not presented as our assumptions are not valid in this case.

and bending stiffness dependent diffusion coefficient of a passive polymer  $D_{\text{Passive}}^{\phi, \kappa}$ . Consequently,  $D_L$  can be approximated as

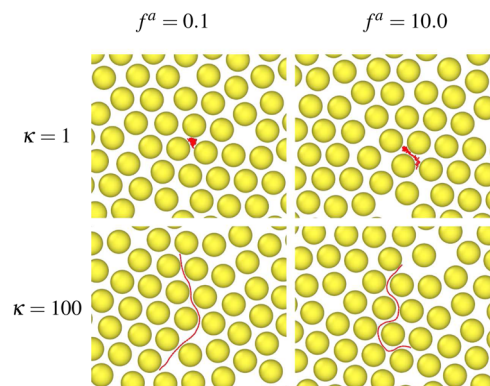
$$D_L \approx D_{\text{Passive}}^{\phi, \kappa} + \frac{f^{a2} \langle R_e^2 \rangle \tau_e}{2N^2 \ell^2 \gamma^2}. \quad (7)$$

Passive stiff chains in high packing fraction media are confined to travel in inter-obstacle channels. Therefore, their motion is effectively one dimensional with a diffusion coefficient of  $D_{\text{Passive}}^{\text{Free}}/2$ .<sup>31</sup> By decreasing the degree of confinement, the passive diffusion coefficient gradually increases until the  $D_L$  of free chains is recovered. We calculate the predictions of Eq. (7) using  $\langle R_e^2 \rangle$  and  $\tau_e$  from simulations. Comparison of  $D_L$  extracted from MSD curves with results of Eq. (7) for semiflexible polymers, presented in Fig. 15, shows good agreement.

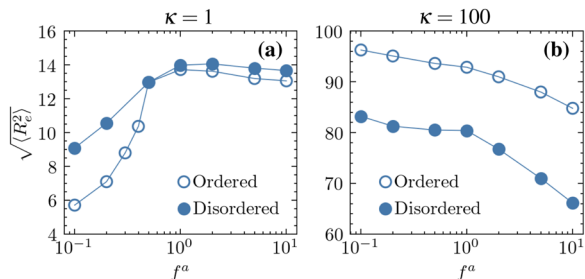
## VI. COMPARISON TO THE MOTION OF ACTIVE FILAMENTS IN DISORDERED MEDIA

To evaluate the impact of ordered arrangement of obstacles, in this section, we compare mean conformational and dynamical properties of flexible and stiff active chains in ordered and disordered media at  $\phi = 0.6$ . We begin by presenting snapshots of active chains in disordered media at  $\phi = 0.6$  in Fig. 16. In agreement with prior work, we find that flexible chains in disordered media become localized in inter-obstacle pores similar to ordered media. As can be seen from videos S12 and S13, the mean duration of caging events depends on the activity level, decreasing with  $f^a$ . However, the conformation of stiff chains with  $\kappa = 100$  in disordered media distinctly differs, lacking the persistence observed in ordered environments. In general, the chains appear more pliable as they are compelled to conform to the shape of the free space between randomly positioned obstacles.

To quantify the effects of distribution of obstacles on the overall conformation of active polymers, we compare  $\sqrt{\langle R_e^2 \rangle}$  of chains in ordered and disordered media, see Fig. 17. We find that for flexible chains with  $\kappa = 1$ , at lower activity levels ( $f^a \leq 0.2$ ), the mean



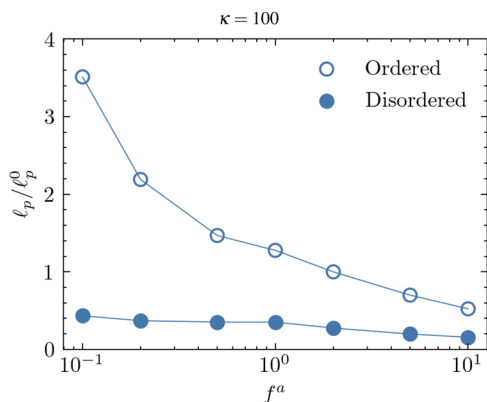
**FIG. 16.** Snapshots of an active flexible  $\kappa = 1$  and stiff  $\kappa = 100$  chain in disordered media with  $\phi = 0.6$  at  $f^a = 0.1$  and  $10$ . See videos S12–S15 at the supplementary material for temporal evolution of an active polymer conformation moving through the disordered media.



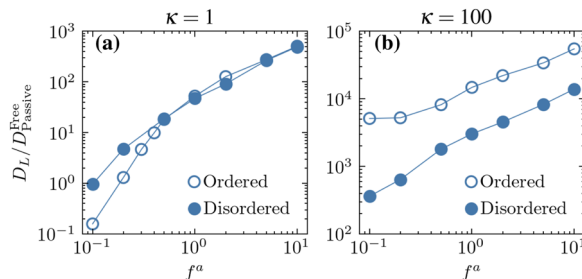
**FIG. 17.** Root mean-squared end-to-end distance for chains with (a)  $\kappa = 1$  and (b)  $\kappa = 100$  in tight confinement with  $\phi = 0.6$ .

end-to-end distance is larger in disordered media. The larger  $\sqrt{\langle R_e^2 \rangle}$  of flexible chains in disordered media results from the increased probability of finding them in extended conformations when compared to ordered media as evidenced by probability the distribution function of  $R_e$  presented in Fig. S1. In contrast, stiff active polymers with  $\kappa = 100$  in disordered media have shorter mean end-to-end distance than in the ordered environments since they cannot find straight channels to travel in. The stiff active chains have to adapt their conformation to the curved inter-obstacle paths, whereas periodic channels of square lattice constrain active chains to move in straight paths. The effects of disorder in obstacle arrangement is also reflected on the effective persistence length of stiff active filaments extracted from bond–bond correlations. Figure 18 presents the effective persistence length normalized to the persistence length in free space  $\ell_p/\ell_p^0$  of active chains with  $\kappa = 100$  in tight confinement ( $\phi = 0.6$ ) for both ordered and disordered media. This figure demonstrates that the periodic structure of environment enhances the stiffness of active filaments, whereas a disordered medium reduces their effective stiffness, reflecting the importance of structure of obstacle arrays on conformational properties of active filaments.

In addition, the asphericity and mean transverse undulation of stiff active filaments (see Figs. S2 and S3 in supplementary material) show marked differences between ordered and disordered media. The asphericity of the stiff chains in ordered media is much closer to



**FIG. 18.** The persistence length of stiff chains with  $\kappa = 100$  normalized to their bare persistence length  $\ell_p^0$  in free space in ordered and disordered media.



**FIG. 19.** The long time diffusion coefficients of active chains with (a)  $\kappa = 1$  and (b)  $\kappa = 100$  normalized to the diffusion coefficient of passive chains in free space, i.e.,  $D_{\text{passive}}^{\text{Free}} = D_0/N$ .

unity compared to the chains in disordered media, verifying that in ordered media, stiff chains have a more rod-like conformation. Similarly, the mean transverse fluctuations of stiff chains in disordered media are significantly larger.

Finally, in Fig. 19, we compare the long-time diffusion coefficients of center mass  $D_L$  normalized to  $D_{\text{passive}}^{\text{Free}} = D_0/N$  of active chains with  $\kappa = 1$  and 100 in ordered and disordered media with  $\phi = 0.6$ . For flexible chains with  $\kappa = 1$ , at low activity levels ( $f^a < 0.5$ ), the polymers in disordered media tend to hop more frequently, resulting in higher diffusion coefficients up to almost ten times greater than the  $D_L$  of ordered media at  $f^a = 0.1$ . Nonetheless, by increasing the activity level beyond  $f^a \geq 0.5$ , the diffusion coefficients become identical to the values of free flexible chains for both types of environments [see Fig. 14(a)]. For stiff chains with  $\kappa = 100$ , in Fig. 19(b), we observe smaller  $D_L$  in the disordered medium at all activity levels. Stiff chains in ordered media travel in more persistent straight paths, while chains in disordered media have to constantly change their conformation due to collisions with disordered array of obstacles. This effect, in turn, results in smaller long-time diffusion coefficients in disordered media.

## VII. CONCLUSION AND OUTLOOK

We have computationally studied the effects of periodic confinement, created by a square lattice of circular obstacles, on conformational and dynamical properties of semiflexible tangentially driven active polymers. We considered two packing fractions of obstacles,  $\phi = 0.2$  and 0.6. We find that effects of periodic confinement become significant only at the higher packing fraction  $\phi = 0.6$ . In the latter case, the impact on conformation and dynamics strongly depends on the degree of flexibility and the activity level. For flexible polymers, notable changes arise when polymer gyration radius becomes comparable or larger than the pore size, whereas for semiflexible polymers, confinement effects predominate when the persistence length is much larger than the pore size. Strong periodic confinement ( $\phi = 0.6$ ) affects conformation of flexible and stiff active polymers in distinct ways.

Flexible polymers in tight confinement become predominantly localized inside the inter-obstacle cages, resulting in shrunken conformations. However, active polymers occasionally succeed to hop from one cage to another via activity-induced conformational fluctuations, enabling them to pass through the narrow channels in

elongated conformations. This localization phenomenon is similar to what is found for transport of active polymers in disordered media.<sup>9</sup> Upon an increase in active force, the time spent in cages decreases and the frequency of hopping events increases, leading to more extended polymer conformations and larger mean end-to-end distances. As a result, we observe a relatively sharp transition from a localized conformation to extended conformation as a function of active force. At low activity levels, the orientational relaxation time of active flexible polymers is two orders of magnitudes smaller as the caged polymers rattle quickly inside the confinement pores. The long-time diffusion coefficient of center of mass is also substantially reduced. On the contrary, at high active forces, polymers frequently hop from one cage to another. Interestingly, both orientational relaxation time and the long-time diffusion coefficient of highly active polymers approach those in free space.

In the other limit of  $\kappa = 100$ , strong confinement suppresses transverse fluctuations of stiff semiflexible polymers and enables them to migrate ballistically in elongated conformations within inter-obstacle channels. As a result, at low activity levels, we observe a notable increase in orientational relaxation time, which, in turn, leads to enhancement of long-time diffusion of center of mass due to enhancement of persistent motion. On the other hand, high active forces can overcome the energetic costs associated with bending and enable active polymers to fold more frequently and to switch from one channel to another. This, in turn, results in a decrease in orientational relaxation time and increase in long-time diffusion of center of mass such that polymers at high active forces navigate in tightly confined periodic environment as quick as free active polymers.

It is worth mentioning that despite the different modes of transport for flexible and stiff active polymers under tight confinement, at sufficiently large activity levels, we observe a robust scaling for the orientational relaxation time with active force decreasing as  $1/f^a$ . Moreover, the mean end-to-end distance at high activities also approaches to that of free polymers regardless of degree of flexibility. We also presented an analytical approach for the long-time diffusion coefficient of the center of the mass of stiffer polymers ( $\kappa \geq 10$ ) using justified approximations. Our theoretical estimate is in good agreement with the direct results of the simulations, providing insights into roles of orientational relaxation time and mean end-to-end distance on the long-time diffusion coefficient.

Comparing the conformation and dynamics of active polymers in ordered and disordered array of obstacles, we identify significant differences. In the case of flexible active polymers, while both disordered and ordered media result in their localization, a regular array of obstacles induces more compact conformations at low to moderate activity levels. However, the most notable observation is that the long-time diffusion of low-activity flexible polymers in disordered media is an order of magnitude larger than those in periodic environments. For stiff polymers, as mentioned earlier, the periodicity of the environment introduces a new transport mode at low to moderate activity levels, which is not achievable in disordered media. Through directed motion within periodic channels, active polymers adopt more extended conformations, leading to a substantial enhancement in diffusion within periodic arrays, up to two orders of magnitude at low activity levels when compared to their motion in disordered media.

In summary, the general emerging pattern observed in the dynamics of active chains with varying degrees of flexibility is that the transport of highly active chains remains unaffected by the level of confinement. On the contrary, at low activity levels, the flexibility degree of active polymers and the spatial order of obstacles play significant roles for their transport through porous media. This study suggests an optimal degree of flexibility for migration of active deformable particles in tight periodic confinement. Our work is only the first step in understanding the motion of semiflexible tangentially driven polymers in heterogeneous ordered media, and it calls for further investigations on the role of chain length, type of periodic lattice, and generalization to periodic and disordered three-dimensional media in the future.

## SUPPLEMENTARY MATERIAL

The supplementary material supports the results presented in the main text and contains movie files.

See the supplementary material for sample videos, simulation parameters, and additional graphs.

## ACKNOWLEDGMENTS

We acknowledge A. Deblais and R. Sinaasapple for fruitful discussions. The computations were carried out on the Dutch National e-Infrastructure with the support of the SURF Cooperative. This work was part of the D-ITP consortium, a program of the Netherlands Organization for Scientific Research (NWO) that is funded by the Dutch Ministry of Education, Culture and Science (OCW). Z. Mokhtari would like to acknowledge Germany's Excellence Strategy—MATH+: The Berlin Mathematics Research Center (EXC-2046/1)-Project ID: 390685689 (subproject EF4-10) for partial support of this project.

## AUTHOR DECLARATIONS

### Conflict of Interest

The authors have no conflicts to disclose.

### Author Contributions

**Mohammad Fazelzadeh:** Formal analysis (equal); Software (equal); Validation (equal); Visualization (equal); Writing – original draft (equal); Writing – review & editing (equal). **Qingyi Di:** Formal analysis (supporting). **Ehsan Irani:** Software (equal). **Zahra Mokhtari:** Software (equal). **Sara Jabbari-Farouji:** Supervision (lead); Writing – original draft (equal); Writing – review & editing (equal).

## DATA AVAILABILITY

The data that support the findings of this study are available from the corresponding author upon reasonable request.

## REFERENCES

- C. Bechinger, R. Di Leonardo, H. Löwen, C. Reichhardt, G. Volpe, and G. Volpe, "Active particles in complex and crowded environments," *Rev. Mod. Phys.* **88**, 045006 (2016).
- O. Chepizhko, E. G. Altmann, and F. Peruani, "Optimal noise maximizes collective motion in heterogeneous media," *Phys. Rev. Lett.* **110**, 238101 (2013).

- <sup>3</sup>O. Chepizhko and F. Peruani, “Diffusion, subdiffusion, and trapping of active particles in heterogeneous media,” *Phys. Rev. Lett.* **111**, 160604 (2013).
- <sup>4</sup>T. Bhattacharjee and S. S. Datta, “Bacterial hopping and trapping in porous media,” *Nat. Commun.* **10**, 2075 (2019).
- <sup>5</sup>C. Reichhardt and C. J. Olson Reichhardt, “Active matter transport and jamming on disordered landscapes,” *Phys. Rev. E* **90**, 012701 (2014).
- <sup>6</sup>C. Reichhardt and C. J. O. Reichhardt, “Clogging and depinning of ballistic active matter systems in disordered media,” *Phys. Rev. E* **97**, 052613 (2018).
- <sup>7</sup>A. Morin, N. Desreumaux, J.-B. Caussin, and D. Bartolo, “Distortion and destruction of colloidal flocks in disordered environments,” *Nat. Phys.* **13**, 63–67 (2017).
- <sup>8</sup>E. Irani, Z. Mokhtari, and A. Zippelius, “Dynamics of bacteria scanning a porous environment,” *Phys. Rev. Lett.* **128**, 144501 (2022).
- <sup>9</sup>Z. Mokhtari and A. Zippelius, “Dynamics of active filaments in porous media,” *Phys. Rev. Lett.* **123**, 028001 (2019).
- <sup>10</sup>L. Theeyancheri, S. Chaki, T. Bhattacharjee, and R. Chakrabarti, “Active dynamics of linear chains and rings in porous media,” *J. Chem. Phys.* **159**, 014902 (2023).
- <sup>11</sup>K. J. Modica, Y. Xi, and S. C. Takatori, “Porous media microstructure determines the diffusion of active matter: Experiments and simulations,” *Front. Phys.* **10**, 869175 (2022).
- <sup>12</sup>D. M. van Roon, G. Volpe, M. M. Telo da Gama, and N. A. M. Araújo, “The role of disorder in the motion of chiral active particles in the presence of obstacles,” *Soft Matter* **18**, 6899–6906 (2022).
- <sup>13</sup>R. Alonso-Matilla, B. Chakrabarti, and D. Saintillan, “Transport and dispersion of active particles in periodic porous media,” *Phys. Rev. Fluids* **4**, 043101 (2019).
- <sup>14</sup>D. Shrestha, J. Ou, A. Rogers, A. Jereb, D. Okyere, J. Chen, and Y. Wang, “Bacterial mobility and motility in porous media mimicked by microspheres,” *Colloids Surf. B* **222**, 113128 (2023).
- <sup>15</sup>S. Pattanayak, R. Das, M. Kumar, and S. Mishra, “Enhanced dynamics of active Brownian particles in periodic obstacle arrays and corrugated channels,” *Eur. Phys. J. E* **42**, 62 (2019).
- <sup>16</sup>A. Chamolly, T. Ishikawa, and E. Lauga, “Active particles in periodic lattices,” *New J. Phys.* **19**, 115001 (2017).
- <sup>17</sup>P. Chopra, D. Quint, A. Gopinathan, and B. Liu, “Geometric effects induce anomalous size-dependent active transport in structured environments,” *Phys. Rev. Fluids* **7**, L071101 (2022).
- <sup>18</sup>E. P. Ivanova, J. Hasan, H. K. Webb, V. K. Truong, G. S. Watson, J. A. Watson, V. A. Baulin, S. Pogodin, J. Y. Wang, M. J. Tobin, C. Löbbecke, and R. J. Crawford, “Natural bactericidal surfaces: Mechanical rupture of *Pseudomonas aeruginosa* cells by cicada wings,” *Small* **8**, 2489–2494 (2012).
- <sup>19</sup>J. F. Schumacher, M. L. Carman, T. G. Estes, A. W. Feinberg, L. H. Wilson, M. E. Callow, J. A. Callow, J. A. Finlay, and A. B. Brennan, “Engineered antifouling microtopographies—effect of feature size, geometry, and roughness on settlement of zoospores of the green alga *Ulva*,” *Biofouling* **23**, 55–62 (2007).
- <sup>20</sup>T. Heeremans, A. Deblais, D. Bonn, and S. Woutersen, “Chromatographic separation of active polymer-like worm mixtures by contour length and activity,” *Sci. Adv.* **8**, eabj7918 (2022).
- <sup>21</sup>S. Wu, J.-X. Li, and Q.-L. Lei, “Facilitated dynamics of an active polymer in 2D crowded environments with obstacles,” *Soft Matter* **18**, 9263–9272 (2022).
- <sup>22</sup>R. E. Isele-Holder, J. Elgeti, and G. Gompper, “Self-propelled worm-like filaments: Spontaneous spiral formation, structure, and dynamics,” *Soft Matter* **11**, 7181–7190 (2015).
- <sup>23</sup>J. D. Weeks, D. Chandler, and H. C. Andersen, “Role of repulsive forces in determining the equilibrium structure of simple liquids,” *J. Chem. Phys.* **54**, 5237–5247 (1971).
- <sup>24</sup>K. Binder, S. A. Egorov, A. Milchev, and A. Nikoubashman, “Understanding the properties of liquid-crystalline polymers by computational modeling,” *J. Phys.: Mater.* **3**, 032008 (2020).
- <sup>25</sup>R. Everaers, F. Jülicher, A. Ajdari, and A. C. Maggs, “Dynamic fluctuations of semiflexible filaments,” *Phys. Rev. Lett.* **82**, 3717–3720 (1999).
- <sup>26</sup>V. Bianco, E. Locatelli, and P. Malmagetti, “Globulelike conformation and enhanced diffusion of active polymers,” *Phys. Rev. Lett.* **121**, 217802 (2018).
- <sup>27</sup>C. A. Philipps, G. Gompper, and R. G. Winkler, “Tangentially driven active polar linear polymers—An analytical study,” *J. Chem. Phys.* **157**, 194904 (2022).
- <sup>28</sup>M. Fazelzadeh, E. Irani, Z. Mokhtari, and S. Jabbari-Farouji, “Effects of inertia on conformation and dynamics of tangentially driven active filaments,” *Phys. Rev. E* **108**, 024606 (2023).
- <sup>29</sup>A. R. Tejedor and J. Ramirez, “Reptation of active entangled polymers,” *Macromolecules* **52**, 8788–8792 (2019).
- <sup>30</sup>R. G. Winkler and G. Gompper, “The physics of active polymers and filaments,” *J. Chem. Phys.* **153**, 040901 (2020).
- <sup>31</sup>G. Nam, A. Johner, and N.-K. Lee, “Reptation of a semiflexible polymer through porous media,” *J. Chem. Phys.* **133**, 044908 (2010).
- <sup>32</sup>T. Majmudar, E. E. Keaveny, J. Zhang, and M. J. Shelley, “Experiments and theory of undulatory locomotion in a simple structured medium,” *J. R. Soc., Interface* **9**(73), 1809–1823 (2012).