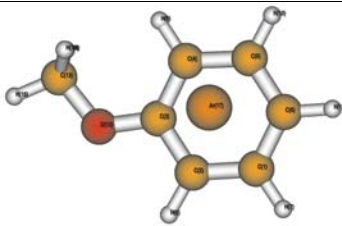
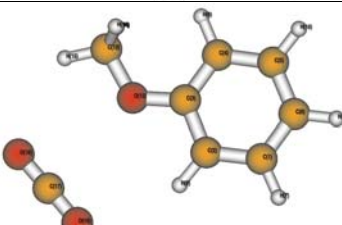
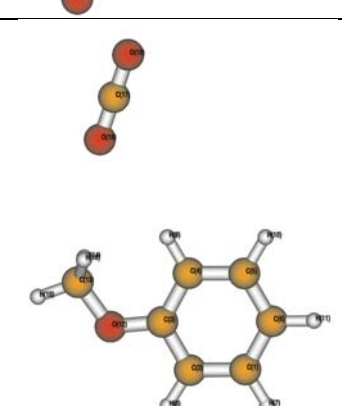
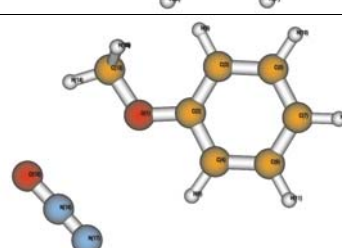
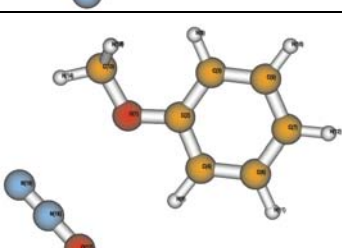

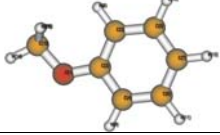

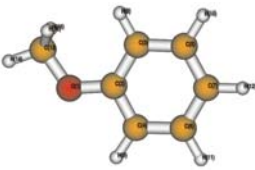
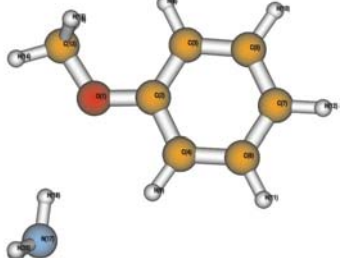

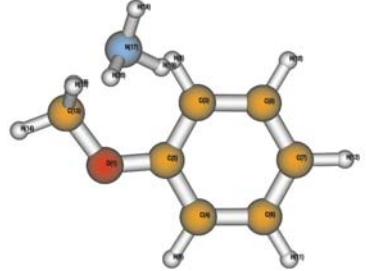


8 Anhang

A Nummerierung der Konformere der untersuchten Cluster

Konformer-Nr.	Zustand	System	Geometrie
1	S ₀	Anisol-Ar	
2	S ₁		
3	S ₀	Anisol-CO ₂ Konformer A	
4	S ₁		
5	S ₀	Anisol-CO ₂ Konformer B	
6	S ₁		
7	S ₀	Anisol-N ₂ O Konformer B1	
8	S ₁		
9	S ₀	Anisol-N ₂ O Konformer A1	
10	S ₁		

11	S ₀	Anisol-N ₂ O Konformer A2	
12	S ₁		
13	S ₀	Anisol-N ₂ O Konformer B2	
14	S ₁		
15	S ₀	Anisol-NH ₃ Konformer A	
16	S ₁		
17	S ₀	Anisol-NH ₃ Konformer B	
18	S ₁		