

Self-organized pseudo-graphene on grain boundaries in topological band insulatorsRobert-Jan Slager,¹ Vladimir Juričić,² Ville Lahtinen,^{3,4} and Jan Zaanen¹¹*Instituut-Lorentz for Theoretical Physics, Universiteit Leiden, P.O. Box 9506, 2300 RA Leiden, The Netherlands*²*Nordita, Center for Quantum Materials, KTH Royal Institute of Technology and Stockholm University, Roslagstullsbacken 23, 10691 Stockholm, Sweden*³*Institute for Theoretical Physics, University of Amsterdam, Science Park 904, 1090 GL Amsterdam, The Netherlands*⁴*Dahlem Center for Complex Quantum Systems, Freie Universität Berlin, 14195 Berlin, Germany*

(Received 17 March 2016; published 8 June 2016)

Semimetals are characterized by nodal band structures that give rise to exotic electronic properties. The stability of Dirac semimetals, such as graphene in two spatial dimensions, requires the presence of lattice symmetries, while akin to the surface states of topological band insulators, Weyl semimetals in three spatial dimensions are protected by band topology. Here we show that in the bulk of topological band insulators, self-organized topologically protected semimetals can emerge along a grain boundary, a ubiquitous extended lattice defect in any crystalline material. In addition to experimentally accessible electronic transport measurements, these states exhibit a valley anomaly in two dimensions influencing edge spin transport, whereas in three dimensions they appear as graphenelike states that may exhibit an odd-integer quantum Hall effect. The general mechanism underlying these semimetals—the hybridization of spinon modes bound to the grain boundary—suggests that topological semimetals can emerge in any topological material where lattice dislocations bind localized topological modes.

DOI: [10.1103/PhysRevB.93.245406](https://doi.org/10.1103/PhysRevB.93.245406)**I. INTRODUCTION**

Graphene [1] and topological band insulators (TBIs) [2,3] show exotic electronic transport properties that have motivated the search for other materials exhibiting similar semimetallic features. Semimetals are described by electronic band structures where the bands touch at isolated points or lines in the Brillouin zone (BZ). In graphene, a two-dimensional (2D) honeycomb lattice of carbon atoms, or in Dirac semimetals in three dimensions, the bulk hosts a pair of pseudo-relativistic gapless Dirac fermions, while the surface states of TBIs feature gapless Weyl fermions—chiral massless particles extensively studied in high-energy physics for the description of neutrinos. Recently, the latter have been discovered also in the bulk of 3D materials known as Weyl semimetals [4–7]. While the energy spectra in all cases resemble each other, the stability of their band structures has a dramatically different origin. In Dirac semimetals the stability of the Fermi surface relies on lattice symmetries, while Weyl semimetals and surface states of TBIs are protected by the topology of the bulk band structure. Therefore, it is of both fundamental and practical importance to answer the following question: Can *topologically* protected Weyl fermions (two-band semimetals) also appear in the bulk of lower dimensional systems?

We here provide an affirmative answer to this question by showing that grain boundaries (GBs)—ubiquitous crystal defects in real materials that are usually considered as detrimental for their properties—can host time-reversal symmetry (TRS) protected topological semimetals. GBs arise at the interface of two crystal regions (grains) whose lattice vectors are misaligned by an angle θ , as illustrated in Fig. 1(a). For small opening angles a GB can be viewed as lattice dislocations described by Burgers vector \mathbf{b} arranged on an array of spacing $d = |\mathbf{b}|/(\tan\theta)$. While GBs are usually considered as unwanted disorder, they have also been used experimentally as probes of the superconducting state in high-temperature superconductors [8–10]. Recently, they have

also been suggested for engineering thermoelectric devices [11] and for experimentally tuning the surface states in a 3D TBI [12]. Our main result is that extended GB lattice defects can host stable self-organized states of matter. We show that GBs in the bulk of 2D and 3D TBIs can realize stable TRS protected 1D and 2D semimetals, respectively, which, in contrast to Dirac fermions in graphene, do not exhibit pseudo-spin degeneracy. These “halved” graphenelike states can be experimentally observed by measuring their characteristic conductance through otherwise insulating bulk. They are also intimately connected to the TBI surface states and can influence surface transport: 1D GBs in the bulk of a 2D TBIs exhibit a valley anomaly that under an applied electric field results in a helical imbalance of the TBI edge states on the two grains connected by the GB. Furthermore, 2D GBs in the bulk of 3D TBIs may exhibit an odd-integer quantum Hall effect.

II. SEMIMETALLIC STATES ON GRAIN-BOUNDARY LATTICE DEFECTS

The physics of GBs can be derived from their elementary building blocks—the lattice dislocations. It has been shown that when a 2D TBI is in a so-called *translationally active topological phase* [13], where the band topology is characterized by an odd number of band inversions at TRS momenta other than the Γ point in the BZ, a lattice dislocation acts as an effective magnetic π flux and binds a single Kramers pair of zero energy spinon modes localized at the core [14–17]. These modes are 2D analogs of the famous spin-charge separated Jackiw-Rebbi soliton states [18,19] realized in the Su-Schrieffer-Heeger (SSH) model of polyacetylene [20,21]. The same mechanism applies also to 3D TBIs in translationally active phases, which generalize the characterization by weak indices [13,22]. The natural lattice defect is a 1D dislocation line that behaves as π -flux tube and binds counterpropagating helical modes akin to edge states in 2D TBIs [23,24]. A complete catalog of

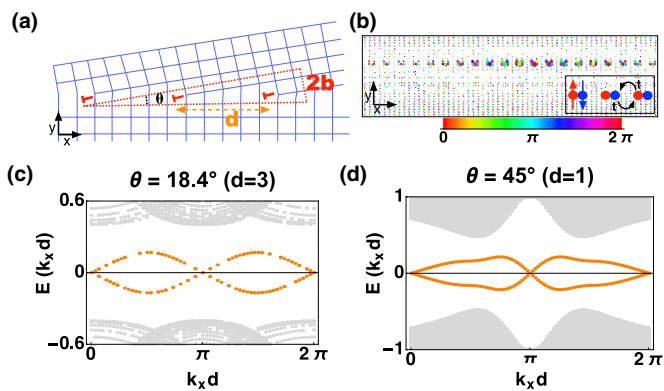


FIG. 1. Grain boundary semimetal on a 1D grain-boundary in a translationally active 2D TBI (the M phase of the BHZ model on a square lattice; see Appendix A). (a) Schematic illustration of a GB. The coordination discrepancy due to the angular mismatch θ of lattice basis vectors results in an effective array of dislocations, each described by Burgers vector \mathbf{b} and marked by a “T” symbol, of spacing $d = |\mathbf{b}|/\tan\theta$. (b) Real-space numerical tight-binding calculation of the low-energy states in the presence of a GB, which are described by an effective tight-binding model (inset). The spinons bound to the dislocations hybridize with tunneling amplitude t , which gives rise to an extended 1D state along the GB. The radii of the circles indicate the amplitude of a wave function, associated with the node at $k_x = \pi/d$ of panel (c), while the colors indicate the phase. The system also includes slight disorder to separate clearly the dislocation modes from the bulk states. (c) The characteristic midgap bowtie dispersion of the hybridized spinon bands (orange) and bulk bands (grey), corresponding to GB opening angle $\theta = 18.4^\circ$ for which isolated dislocations along the GB are well defined, as the function of the momentum $0 \leq k_x \leq 2\pi/d$ along the GB. (d) The same plot for the maximal opening angle $\theta = 45^\circ$. While the picture of isolated dislocations breaks down and the simple nearest-neighbor hybridization based sinusoidal dispersion is lost, the defining TRS semimetal dispersion with the nodes at the TRS momenta survives. The data are for a 30×60 site or larger system with periodic boundary conditions.

modes bound to dislocations in generic 3D TBIs is given by the $K - b - t$ rule, that relates the spectrum of the surface states to the number of spinon modes bound to a dislocation line piercing the surface [24].

When the spinon zero modes form an array, such as along a GB, one expects them to hybridize into an extended state. In the basis of two spinon modes, this state should be described by a two-band model $h(q) = h_0(q) + \mathbf{h}(q) \cdot \tilde{\sigma}$. As $\tilde{\sigma}$ act in the *spinon basis*, TRS requires $h_0(-q) = h_0(q)$ and $\mathbf{h}(-q) = -\mathbf{h}(q)$. Thus based on these very general considerations only, one expects a semimetal with two TRS protected nodes at the TRS momenta $q = 0$ and $q = \pi$. These nodes are degenerate when $h_0(q)$ either vanishes or is a constant, which, as we show below, is determined by the presence of bulk inversion symmetry.

To verify this prediction, we have carried out numerics for GB defects in the translationally active phases of BHZ tight-binding models for topological insulators with both TRS and inversion symmetry [25] (see Appendix A for details). Indeed, Figs. 1 and 2 show that GBs support propagating states

along their core. In the energy spectrum these states appear as emergent midgap bowtie bands that, reminiscent of the valleys in graphene, exhibit the expected two degenerate nodes at the two distinct TRS momenta. We have verified that these bands appear throughout the translationally active phases and persist for all GB angles including the maximal opening angle of $\theta = 45^\circ$ close to which a GB can no longer be approximated by an array of isolated dislocations. Thus when the chemical potential of the parent TBI is at the nodes, a self-organized graphenelike semimetal emerges.

III. EFFECTIVE MODELS FOR SEMIMETALS ON GRAIN BOUNDARIES

Having numerically established the existence of extended states on grain boundaries, we now turn to construct effective models for these semimetals. The microscopic mechanism underlying their emergence is the hybridization of topological spinon modes bound to dislocations. We derive the hybridization induced dynamics by employing the construction for dislocation bound spinons that relies only on the existence of edge states originating from the band inversion momenta \mathbf{K}_i and their symmetries [23]. The edge states relevant to construct the spinon modes can be identified using the $K - b - t$ -rule [24].

Consider a system of two coupled helical edges along the y axis described by the Hamiltonian

$$H_0 = vk_y \sigma^z \mu^z + m \mu^x, \quad (1)$$

where σ^z acts in the spin space, while $\mu^z = \pm 1$ denotes the two edges. In general, tunneling of magnitude m gaps out the edge states at the interface of the two TBIs. However, when an additional row of atoms for $y > 0$ is inserted between the edges, or equivalently a dislocation with Burgers vector $\mathbf{b} = \mathbf{e}_x$ is created at $y = 0$, the mass term for $y > 0$ becomes $m e^{i \sum_i \mathbf{K}_i \cdot \mathbf{b}}$ [23,24]. In a translationally active phase $\sum_i \mathbf{K}_i \cdot \mathbf{b} = \pi \pmod{2\pi}$ and thus the sign of the edge state tunneling becomes y dependent. The system is then equivalent to the 1D continuum SSH model with a mass domain wall [20,21]. In a TRS system the domain wall binds a Kramers pair of localized spinons, which for the Hamiltonian H_0 live in a subspace described by the projector $P = (1 + \sigma^z \mu^y)/2$.

To model a GB in a 2D translationally active topological material, we consider a dislocation array of spacing d along the x axis. Employing the construction described above, the adjacent edge states then couple by a translationally and time-reversal invariant Hamiltonian

$$H_{\text{GB}} = t(\cos k_x \mu^x + \sin k_x \mu^y), \quad (2)$$

where k_x spans the reduced BZ $0 \leq k_x \leq 2\pi/d$. The coupling strength t follows from the overlap of the edge states, that is proportional to the overlap of the localized spinon wave functions (see Appendix C), and thus scales as $d : t \sim e^{-d/\xi}$, implying that it is stronger for large opening angle GBs. Projecting this coupling into the spinon subspace, consistent with our prediction, we find that the spinons acquire dynamics described by

$$P(H_{\text{GB}})P = t \sin k_x \tilde{\sigma}^y, \quad (3)$$

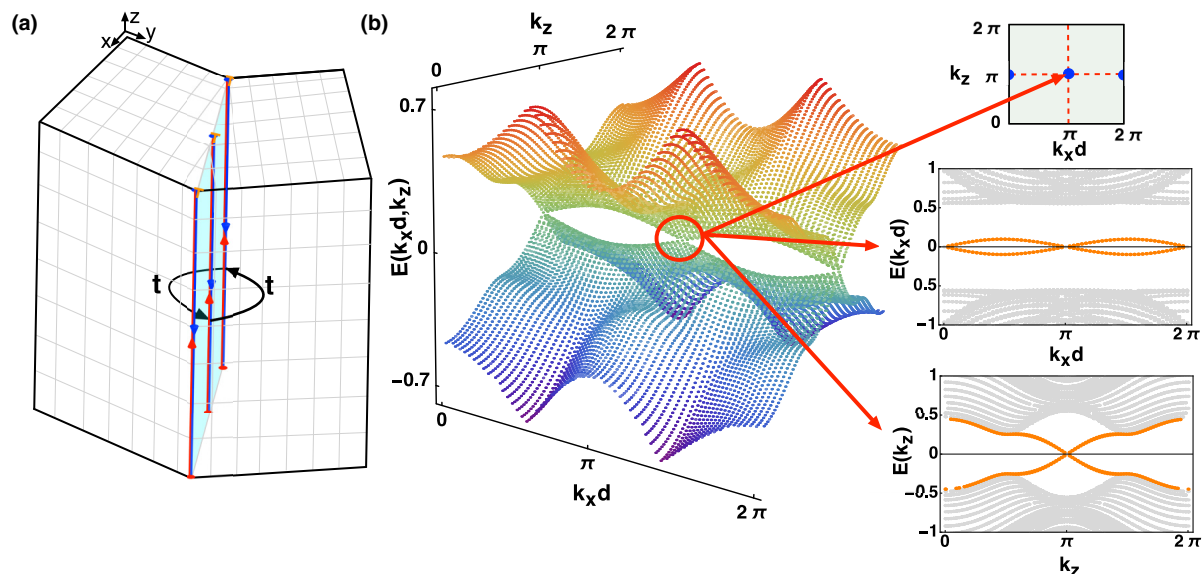


FIG. 2. Grain-boundary semimetal localized on a 2D grain boundary in a translationally active 3D topological band insulator (the R phase of the BHZ model on a cubic lattice; see Appendix A for details). (a) Schematic illustration of the 2D GB, which now realizes a sheet of parallel 1D edge dislocation lines that extend along the grain boundary. Each edge dislocation hosts a pair of propagating helical modes localized along the dislocation cores that cross at $k_z = \pi$. (b) On a GB of opening angle 18.4° , the hybridization of the helical modes results in the semimetal band structure with two anisotropic pseudo-relativistic fermions at $(k_x, k_z) = (0, \pi)$ and $(\pi/d, \pi)$. Along the GB we recover the same midgap bowtie dispersion as in the 2D case (shown top right for $k_z = \pi$), while along the edge dislocations the hybridized modes (orange) still flow into the bulk bands (gray) as a function of k_z (bottom right for $k_x = \pi/d$). The data are for a $60 \times 60 \times 90$ system with periodic boundary conditions.

where $\tilde{\sigma}^y$ is an effective spin operator in the spinon subspace (see Appendix B). Comparing this form to our numerics, Fig. 1 shows that this simple expression indeed captures the defining nodal structure of the emergent midgap band for low opening angle GBs in the presence of spin-rotational and inversion symmetries (the large opening angle GBs require couplings beyond nearest neighbor).

In Appendix B, we have considered in detail the general case of breaking all the symmetries of the parent BHZ model. In the effective model S_z conservation breaking via a Rashba term is modelled with $H_R = \alpha k_y \sigma^y$, inversion breaking with $H_I = \sum_i m_i \sigma^i \mu^y$ (m_i can be either constant or proportional to $\cos k_x$), and TRS breaking via the Zeeman terms $H_B = \sum_i h_i \sigma^i$. In the presence of the Rashba term the projector to the spinon subspace is given by

$$P_\alpha = \frac{1}{2} \left[1 + \frac{v\sigma^z + \alpha\sigma^y}{\sqrt{v^2 + \alpha^2}} \mu^y \right] \quad (4)$$

and the effective Hamiltonian $H_{2D} = P_\alpha (H_{GB} + H_I + H_B) P_\alpha$ becomes

$$H_{2D} = \frac{m_y \alpha + m_z v}{\sqrt{v^2 + \alpha^2}} + \left(\frac{v h_z + \alpha h_y}{\sqrt{v^2 + \alpha^2}} + t \sin k_x \right) \tilde{\sigma}^y. \quad (5)$$

This expression shows that the key property determining the response to TRS and inversion breaking is the spin texture of the edge states: Only perturbations that couple to a spin orientation present in the edge states appear in the effective model (e.g., if S_z is conserved, only perturbations proportional to σ^z appear in the effective Hamiltonian).

This effective picture is fully consistent with our numerics on the stability of the GB state (see Appendix D for the

details of the numerical calculations). First, S_z conservation breaking Rashba coupling that is not strong enough to close the bulk band gap preserves the semimetallic nodes. Second, terms breaking the bulk inversion symmetry in general shift the nodes to different energies, but, in contrast to interfaces of TBIs with different velocities [26], cannot gap them out. Third, TRS breaking terms gap the spectrum, but only if they do not anticommute with P_α and only once their magnitude is comparable to the bandwidth $2t$ resulting from the hybridization. Furthermore, we have numerically found that no moderate random disorder can open up a gap at the nodes since the topological edge states underlying the hybridizing dislocation modes persist as long as the disorder does not drive the bulk out of the translationally active phase. This also implies that broken translational invariance along the GB, that can arise due to lattice reconstruction leading to disordered dislocation positions, does not pose a fundamental obstacle for the stability of the nodal band structure. Similar to chemical potential disorder that deforms dislocation mode wave functions, random bends along the GB result in random tunneling couplings t . In terms of the low-energy theory around the nodes, this gives rise to a random gauge field that only shifts the cones [27]. As long as this shift is smaller than the separation π/d of the cones in the BZ, the semimetallic behavior is stable. We have numerically verified this argument by considering random dislocation positions along the GB and found qualitatively similar stability to the case of chemical potential disorder. The self-organized semimetal on the GB thus shares the topological stability of the edge states of the parent state: The nodes are degenerate in energy only if the bulk inversion symmetry is intact, but TRS is sufficient to protect

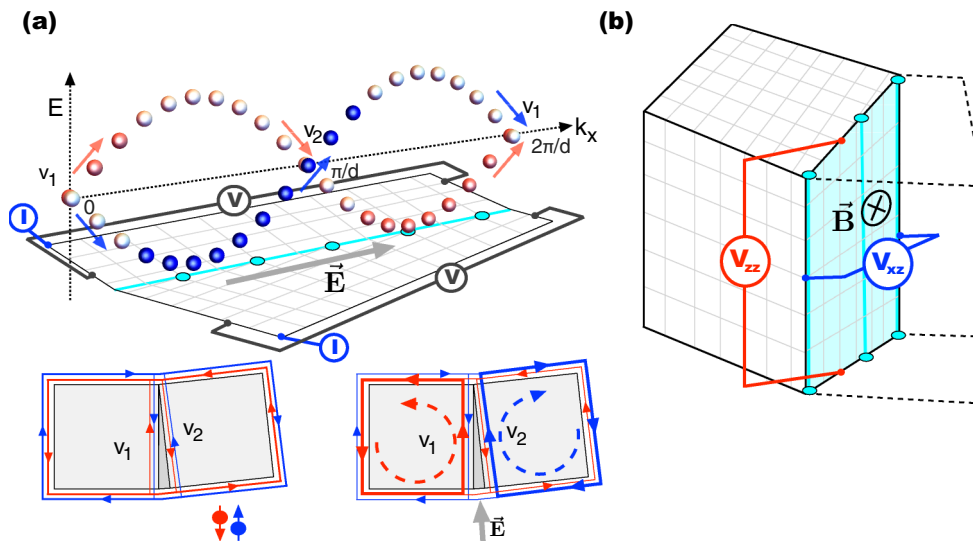


FIG. 3. The experimental setups for identifying the signatures of the graphenelike semimetals. (a) The one-dimensional bowtie dispersion of the spinon semimetal on a 1D GB implies a parity anomaly per spin component when an electric field \vec{E} is applied along the grain boundary. The arrows indicate the shift in the spectrum from one valley to the other: When S_z is conserved, valley v_1 accumulates an excess of spin down (red), while valley v_2 accumulates excess spin up (blue). These valleys can be associated with two coexisting channels that connect the helical edge states from the opposing surfaces. When \vec{E} is applied along the GB, a current for both spin orientations is driven parallel to it. At the GB termination points this current is predicted to flow into the edge states that propagate to opposite directions resulting in a doubled spin Hall effectlike helical imbalance of the edge states on the two grains. Measuring the current imbalance I is the hallmark signature of the valley anomaly exhibited by the spinon semimetal. (b) The spinon semimetal on a 2D GB may feature an odd-integer Hall effect with transverse conductivity $\sigma_{xz} = (2n + 1)e^2/h$ in the presence of the perpendicular magnetic field \vec{B} . In the absence of external fields, another signature is provided by the diagonal ballistic optical conductivity of $\sigma_{zz} = (\pi/4)e^2/h$, which is half that of graphene.

the nodes themselves (no additional spatial symmetries with respect to the GB need to be assumed).

This mechanism generalizes straightforwardly to 3D translationally active TBIs, where a GB consists of a 2D sheet of parallel 1D dislocation lines, as illustrated in Fig. 2(a). In a translationally active phase each dislocation binds a Kramers pair of helical modes [23,24]. To derive a minimal effective model for their hybridization, we employ again the surface-state construction with a coupling between adjacent surfaces. In the geometry of Fig. 2(a), this is described by the Hamiltonian

$$H = v(k_y\sigma^y + k_z\sigma^z)\mu^z + m(y)\mu^x + H_{\text{GB}}. \quad (6)$$

Similar to the 2D case, we project this Hamiltonian into the spinon subspace near $k_z = 0$, which in the presence of TRS breaking Zeeman terms H_B and inversion breaking terms H_I gives the general minimal model (see Appendix B)

$$H_{3\text{D}} = m_y + vk_z\tilde{\sigma}^z + (h_y + t \sin k_x)\tilde{\sigma}^y. \quad (7)$$

This effective theory describes two linearly dispersing cones at the two TRS momenta $(k_x, k_z) = (0, \pi)$ and $(\pi/d, \pi)$ with anisotropic velocities v along and t perpendicular to the dislocation lines, respectively, consistent with Fig. 2(b). This anisotropy is reduced for larger opening angles θ due to an enhanced overlap between the helical modes whose hybridization underlies the self-organized GB state. The two cones separated in the BZ are degenerate in energy if the bulk inversion symmetry with respect to the GB plane is preserved ($m_y = 0$). On the other hand, if inversion is broken, the cones appear at different energies. As with the 2D case, we have

numerically verified that the semimetal is stable in the presence of moderate disorder and that the cones can only be gapped out with a TRS breaking Zeeman terms normal to the GB plane (see Appendix D).

IV. EXPERIMENTAL CONSEQUENCES

Having established the topological stability of the emergent semimetals on GBs, we now turn to their experimental signatures. To detect the semimetallic state on the 1D GB inside a 2D TBI, one can carry out a direct two-terminal transport measurement analogous to the one used to detect edge states in a 2D quantum spin Hall insulator [28]. When an electric field \vec{E} is applied along the GB with leads attached to the GB ends, due to the two cones one should observe conductance of

$$\sigma = 4e^2/h, \quad (8)$$

i.e., twice the value measured for the QSH edge states. A more dramatic consequence of the helical bowtie dispersion along a 1D GB is the existence of the parity anomaly [29] for each helical band. In the presence of two chiral cones, it gives rise to a *valley anomaly* that influences the edge transport. As illustrated in Fig. 3(a), an electric field \vec{E} along the GB generates excess helicity of opposite orientations at the two valleys that results in a net current flowing along the applied field. Associating the two valleys with two coexisting channels through which the helical edge states can flow from one GB termination surface to the other, the valley anomaly results in a helical imbalance of the edge currents at the two grains on each side of the GB. This imbalance is proportional to the

hybridization strength t and it represents a hallmark transport signature of valley anomaly. To detect it, one can carry out a two-terminal edge transport measurement illustrated in Fig. 3(a). When the two edges connected by the GB are biased by voltage V , a net current $I \sim t \frac{4e^2}{h} V$ is expected as a consequence of unequal helical currents. Recent experimental observation of semimetallic transport on domain walls [30,31], such as in bilayer graphene [32–35], is highly encouraging in that an experiment of this kind can also be carried out for GBs. In materials where spin is a good quantum number, i.e., spin-orbit coupling is negligible, the helical imbalance due to applied electric field translates into a spin imbalance of the edge currents on the two grains. In such cases the valley anomaly could also be detected by measuring the magnetic moment due to spin imbalance [36] or using Kerr rotation microscopy [37,38].

While the cones of the graphenelike semimetal on a 2D GB can also be viewed as two co-existing channels through which the surface states of the 3D TBI can propagate between the surfaces connected by the GB, this state is experimentally most conveniently detected via two distinct “half-graphenelike” transport signatures. First, the measured ballistic optical conductivity is $\sigma_{zz} = (\pi/4)e^2/h$, which is half the value measured in graphene [39]. Second, when a magnetic field is applied perpendicular to the GB in the setup shown in Fig. 3(b), the nondegeneracy of each cone implies a contribution of $(n + 1/2)e^2/h$ to the Hall conductivity, which in turn implies an odd-integer quantum Hall effect with total Hall conductivity

$$\sigma_{xz} = (2n + 1)e^2/h, \quad (9)$$

when the cones are degenerate in energy (bulk inversion symmetry is present). As there is always a known contribution from the surface states, it is in principle possible to extract the signal associated with the Hall conductance arising solely from the GB semimetal. The emergent chiral symmetry of the effective model (7) also suggests the existence of edge states on the 1D GB edges on the 2D surfaces (see Appendix B). These can contribute additional Fermi arclike features to the surface states of the parent 3D TBI, which may be detectable via optical conductivity measurements [40], or give rise to GB edge transport when the cones occur at different energies due to broken inversion symmetry [41].

V. DISCUSSION AND OUTLOOK

We have shown that TRS protected semimetals—helical wires exhibiting a valley anomaly in two dimensions and an anisotropic graphenelike state showing an odd-integer quantum Hall effect in three dimensions—can emerge on grain boundaries in TBIs. These states are self-organized and enjoy the same topological stability as the TBI edge states. The only requirement for their emergence is the TBI to be of a translationally active type where lattice dislocations bind a Kramers pair of localized modes. As grain boundaries occur naturally in crystalline samples, or they can be experimentally manufactured [42], the challenge is to identify translationally active materials. A convenient guide to candidates is given by the space-group classification of TBIs [13]. For modeling purposes we used the M and R phases of the 2D square and 3D cubic lattice, respectively, with the latter

having a potential realization in electron-doped BaBiO₂ [43]. Nonetheless, our mechanism is completely general and the outlined GB physics should therefore also appear in the already experimentally verified translationally active materials. This rapidly expanding list includes Bi _{x} Sb _{$1-x$} with band inversions at the L points [44], the topological Kondo insulator SmB₆ with band inversions at three X points [45,46], and the recently discovered bismuth iodide compounds that feature a transitionally active phase with band inversions at the Y points [47]. Topological semimetals are expected also on GBs in the topological crystalline Sn-based compounds [48–50], that feature band inversions at the L points as long as the protecting symmetry is respected [13,24], as well as in Bismuth bilayers with a band inversion at the M point, where a GB state has been identified in a recent *ab initio* study [51].

Grain boundaries provide a natural setting for arrays of localized topological solitons to hybridize in any crystalline materials. The emergent extended states depend on the topology and the symmetry class of the parent state. Our general mechanism is readily applicable to model the distinct GB states that may be realized in topological states of matter with symmetries different than considered here. For instance, lattice dislocations in Sr₂RuO₄, a candidate for chiral p -wave superconductor, can host Majorana modes [52], which are expected to hybridize into superconducting states [53]. A full classification of extended states on GBs in crystalline topological states of matter provides for a fascinating subject of future work. Finally, our results demonstrate the potential of extended lattice defects in exploring manifestations of electronic band topology beyond the by now well understood surface states.

ACKNOWLEDGMENTS

This work was supported by the Dutch Foundation for Fundamental Research on Matter (FOM). V.L. acknowledges the support from the Dahlem Research School POINT fellowship program.

APPENDIX A: TIGHT-BINDING BHZ MODELS FOR NUMERICS

1. 2D BHZ model

The 2D BHZ model is defined on a square lattice [25] with two spin degenerate $|s\rangle$ and $|p_x + ip_y\rangle$ type orbitals on every lattice site. In natural units $\hbar = c = e = 1$, the model is defined by the nearest-neighbor tight-binding Hamiltonian

$$\mathcal{H}_{\text{TB}} = \sum_{\mathbf{r}, \delta} (\Psi_{\mathbf{r}}^\dagger T_\delta \Psi_{\mathbf{r}+\delta} + \text{H.c.}) + \sum_{\mathbf{r}} \Psi_{\mathbf{r}}^\dagger \mu \Psi_{\mathbf{r}}. \quad (\text{A1})$$

Here $\{\delta\} = \{\mathbf{e}_x, \mathbf{e}_y\}$ denote the vectors connecting the nearest-neighbor sites and $\Psi_{\mathbf{r}}^\dagger = (s_\uparrow(\mathbf{r}), p_\uparrow(\mathbf{r}), s_\downarrow(\mathbf{r}), p_\downarrow(\mathbf{r}))$ annihilates the s and p type orbitals at site \mathbf{r} . The tunneling of the spin-up and spin-down electrons is given by

$$T_{\delta, \downarrow \downarrow}^* = T_{\delta, \uparrow \uparrow} = \begin{pmatrix} \Delta_s & t_\delta/2 \\ t'_\delta/2 & \Delta_p \end{pmatrix},$$

that describes interorbital tunneling $t_\delta = -i \exp(i\varphi_\delta)$ and $t'_\delta = -i \exp(-i\varphi_\delta)$ whose phase is given by the polar angle φ_δ of the

vector δ , and intraorbital tunneling of magnitude $\Delta_{s/p} = \pm B$. The on-site energies are parametrized as $\mu = (M - 4B)\tau_z \otimes \sigma_0$, where the Pauli matrices τ and σ act in the orbital and spin space, respectively. Here, τ_0 and σ_0 are the 2×2 identity matrices. By performing a Fourier transform, the Hamiltonian (A1) assumes the block-diagonal form

$$\mathcal{H}_{\text{TB}} = \sum_{\mathbf{k}} \Psi_{\mathbf{k}}^\dagger \begin{pmatrix} H(\mathbf{k}) & 0 \\ 0 & H^*(-\mathbf{k}) \end{pmatrix} \Psi_{\mathbf{k}}. \quad (\text{A2})$$

The Hamiltonians for each spin component can be decomposed as $H(\mathbf{k}) = \tau \cdot \mathbf{d}(\mathbf{k})$, where the vector $\mathbf{d}(\mathbf{k})$ has the components $d_{x,y}(\mathbf{k}) = \pm \sin(k_{x,y})$ and $d_z = M - 2B[2 - \cos(k_x) - \cos(k_y)]$. The spin-up and -down blocks are related by the time-reversal symmetry represented by an antiunitary operator $\mathcal{T} = \tau_0 \otimes i\sigma_y K$, with K as the complex conjugation. The energy spectrum for each spin component is given by $E(\mathbf{k}) = \pm |\mathbf{d}|$, while the spectrum of the full Hamiltonian is doubly degenerate.

The dispersion $E(\mathbf{k})$ is gapped except for the values $M/B = 0, 4, \text{ or } 8$, where the gap closes at the $\Gamma(0,0)$, $X(\pi,0)$, and $Y(0,\pi)$, or $M(\pi,\pi)$ points of the Brillouin zone, respectively. When $0 < M/B < 4$ the system is in a topological Γ phase, while for $4 < M/B < 8$ the system is in a topological M phase. For other values of M/B the system is topologically trivial and does not have helical edge states. The Γ and M phases are characterized by the same Z_2 invariant and both exhibit helical edge states. They are distinguished by lattice defects that break translational symmetry: In the Γ phase a lattice dislocation does not bind localized modes, while in the M phase they act as π fluxes and bind localized zero-energy modes [16]. Hence, we refer to the M phase as being *translationally active*. In this phase the edge states appear always at the projection of the M point to the surface BZ, i.e., they cross at $k = \pi$ on the edge BZ.

The 2D BHZ model has additional symmetries besides TRS. Explicitly, all the symmetries comprise

(i) Time-reversal symmetry $\mathcal{T}H(k)\mathcal{T}^{-1} = H(-k)$ represented by $\mathcal{T} = i(\sigma_y \otimes \tau_0)K$ satisfying $\mathcal{T}^2 = -1$, where K denotes complex conjugation.

(ii) Particle-hole symmetry $\mathcal{P}H(k)\mathcal{P}^{-1} = -H(-k)$ represented by $\mathcal{P} = (\sigma_0 \otimes \tau_x)K$ satisfying $\mathcal{P}^2 = 1$.

(iii) Chiral symmetry $\mathcal{C}H(k)\mathcal{C}^{-1} = -H(k)$ represented by $\mathcal{C} = \mathcal{P}\mathcal{T} = i\sigma_y \otimes \tau_x$.

(iv) Spin-rotation symmetry $S_z H(k) S_z^{-1} = H(k)$ represented by $S_z = \sigma_z \otimes \tau_0$.

(v) C_4 crystalline point-group symmetry in the x - y plane represented by $R = \frac{1}{\sqrt{2}}(e^{i(\pi/4)} + e^{-i(\pi/4)}\tau^z)e^{i(\pi/4)\sigma^z}$ that maps $k_{x,y} \rightarrow \pm k_{x,y}$, $\tau^{x,y} \rightarrow \mp \tau^{y,x}$, and $\sigma^{x,y} \rightarrow \pm \sigma^{y,x}$. It gives rise to an inversion symmetry $\mathcal{I}H(k)\mathcal{I}^{-1} = H(-k)$ satisfying $\mathcal{I}^2 = -1$ represented by $\mathcal{I} = R^2 = i\sigma^z \otimes \tau_z$, which can be further decomposed into inversions along x and y axes as $\mathcal{I} = \mathcal{I}_x \mathcal{I}_y$, where $\mathcal{I}_x = i\sigma^x \tau^0$ and $\mathcal{I}_y = i\sigma^y \tau^z$ obey $\mathcal{I}_i H(k_i) \mathcal{I}_i^{-1} = H(-k_i)$.

The S_z symmetry implies that the model can be viewed as two copies of opposite chirality Chern insulators, one for each spin component. This conservation is nongeneric and is broken by spin-orbit coupling. For the BHZ model specific to

HgTe quantum wells, the orbital dependent Rashba form reads

$$T_\delta \rightarrow T_\delta + i \frac{R}{2} (\tau_0 + \tau_z) \mathbf{e}_z \cdot (\boldsymbol{\sigma} \times \boldsymbol{\delta}). \quad (\text{A3})$$

This term breaks also the accidental P and C symmetries, leaving the model with only TRS and the C_4 point-group symmetry. The latter can be further broken, while preserving TRS, by terms of the form $H_I = \sum_i m_i \sigma^i \tau^i$, with nonzero m_i breaking the inversions \mathcal{I}_i . The coefficients m_i are constant if they originate from local potentials, or proportional to $\cos k_i$ when they result from tunneling processes.

2. 3D BHZ model

The 2D BHZ model on a square lattice can be generalized to a 3D cubic lattice. The key difference is that in three dimensions the model can no longer be viewed as two decoupled Chern insulators of opposite chirality, and an S_z conservation breaking spin-orbit coupling is needed for the model to exhibit topological phases. Working directly in the momentum space, the tight-binding model contains two spin degenerate orbitals, which are in general described by a Hamiltonian of the form

$$H = \epsilon(\mathbf{k})\mathbf{1} + \sum_{\alpha} d_{\alpha}(\mathbf{k})\gamma_{\alpha} + \sum_{\alpha\beta} d_{\alpha\beta}\gamma_{\alpha\beta},$$

where γ_{α} are the five Dirac matrices obeying the Clifford algebra $\{\gamma_{\alpha}, \gamma_{\beta}\} = 2\delta_{\alpha\beta}$, $\gamma_{\alpha\beta}$ are the ten commutators $\gamma_{\alpha\beta} = \frac{1}{2i}[\gamma_{\alpha}, \gamma_{\beta}]$. Specifically, we take the following representation for the γ matrices:

$$\begin{aligned} \gamma_0 &= \sigma_0 \otimes \tau_z, & \gamma_1 &= \sigma_x \otimes \tau_x, & \gamma_2 &= \sigma_y \otimes \tau_x, \\ \gamma_3 &= \sigma_z \otimes \tau_x, & \gamma_5 &\equiv -\gamma_0\gamma_1\gamma_2\gamma_3 = \sigma_0 \otimes \tau_y, \end{aligned} \quad (\text{A4})$$

with σ and τ being again the standard Pauli matrices acting in the spin and orbital space, respectively. Taking into account only nearest-neighbor terms and setting the lattice constant to identity, the BHZ model in three dimensions is described by the Hamiltonian (A2) where $d_{\alpha\beta} = 0$, $d_0 = M - 2B(3 - \cos k_x - \cos k_y - \cos k_z)$, and $d_{1,2,3} = \sin k_{x,y,z}$. As with the 2D model, B is again the magnitude of the intraorbital hopping and M is the difference of the on-site energies between the two orbitals. However, one should keep in mind that while this Hamiltonian bears formal similarity to the 2D one, (A2), the explicit spin-orbit coupling is included in the γ matrices that describe spin-flipping interorbital tunneling, whose magnitude has been set to unity. The phase diagram exhibits now topological phases for $0 < M/B < 4$, $4 < M/B < 8$, and $8 < M/B < 12$. Only the last, the R phase with band inversion only at the R point (π, π, π) , is a translationally active phase where the surface states always cross at (π, π) on the surface BZs [13].

This model has also additional symmetries originating from the orbital space. In addition to TRS, the model has the global particle-hole and chiral symmetries described by $\mathcal{P} = K\sigma^y\tau^y$ and $\mathcal{C} = i\tau^y$, respectively. The cubic lattice point-group symmetry gives rise to inversion $\mathcal{I} = \tau^z$, which can be again decomposed into inversion $\mathcal{I}_i = i\sigma^i\tau^z$ normal to each of the three axes. The \mathcal{P} and \mathcal{C} can again be broken by $H_I = \sum_i m_i \sigma^i \tau^y$ without breaking TRS, with each nonzero m_i breaking again also the inversion \mathcal{I}_i . Even in the presence

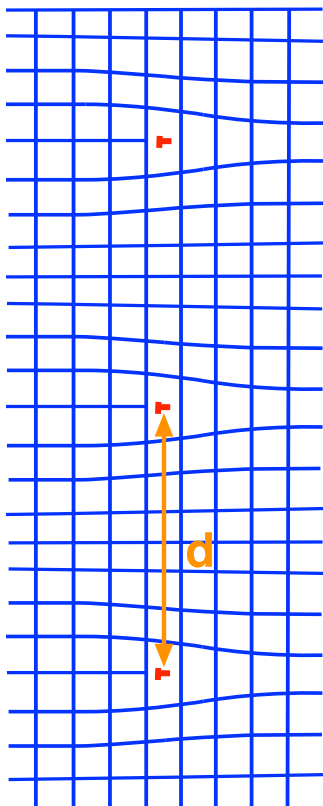


FIG. 4. Illustration of the grain-boundary lattice used in the simulations in the particular instance of spacing $d = 8$.

of such terms, the 3D model still has a residual particle-hole symmetry $\tau^x H(\mathbf{k}) \tau^x = -H(-\mathbf{k})$, which can be further broken by $m_0 \tau^x$ that also breaks all inversion symmetries.

3. Grain boundaries in tight-binding models

To simulate a GB in the tight-binding numerics, we consider a lattice that consists of two parts with different number of rows glued together across the GB defect. A lattice with a GB of spacing d with translational invariance in the y direction is created by taking the two halves with L_x and $L_x/(d+1)$ rows of sites and leaving every $(d+1)$ th row unconnected, a representative of which is illustrated in Fig. 4. Finally, we corroborated our results with an alternative procedure of simply matching two perfect crystalline regions under an angle, schematically illustrated in Fig. 1(a) of the main text. The resulting system with coordinate discrepancy then produced the same qualitative results, as illustrated with the 45° result presented in the main text.

APPENDIX B: DERIVATION OF EFFECTIVE MODELS FOR THE GB STATES

1. An effective model for the 1D GB inside a 2D TBI

We find the effective theory for the GB by coupling together adjacent the helical edge states of a QSH insulator with a periodic array of trenches with dislocation lines inserted, following the construction of Ref. [23] for solitons bound to dislocations. In the absence of Rashba coupling S_z is conserved

and two decoupled helical edge states along the y axis are described by the Hamiltonian $H_0 = vk_y \sigma^z \mu^z$, where the σ matrices act in the spin space and the $\mu^z = \pm 1$ denotes the two edges. Proximity tunneling between the edge states is described by the term $m\mu^x$, which in general gaps the edge states and merges the two QSH insulators into a single one. When a semi-infinite row of atoms is inserted for $y > 0$, creating a dislocation of Burgers vector $\mathbf{b} = e_x$ at $y = 0$, the tunneling term giving mass to the edge states across the inserted row of atoms becomes $m \rightarrow e^{i \sum_i \mathbf{K}_i \cdot \mathbf{b}}$ [23,24], where \mathbf{K}_i are the band inversion momenta from which the edge states originate. In other words, in a translationally active phase where $\sum_i \mathbf{b} \cdot \mathbf{K}_i = \pi \pmod{2\pi}$, the mass term becomes position dependent such that $m(y < 0) > 0$, while $m(y > 0) < 0$. The low-energy theory for a single trench is then given by

$$H_0 = vk_y \sigma^z \mu^z + m(y) \mu^x, \quad (\text{B1})$$

which is equivalent to a continuum theory for a SSH model with mass changing sign at $y = 0$. Such a model is known to have two bound-state solutions at the mass domain wall, one for each spin component. The general form of these localized solutions is given by $\psi = e^{(1/v) \int m(x) dx} \phi$, with the four-spinor obeying $\sigma^z \mu^y \phi = \phi$. This condition defines the subspace where the localized soliton solutions live, with the projector onto this subspace $P = (1 + \sigma^z \mu^y)/2$. Considering a translationally invariant array of such bound modes, their hybridization can be modelled by coupling the edge states from adjacent trenches by introducing

$$H_{\text{GB}} = t[\cos(q)\mu^x + \sin(q)\mu^y]. \quad (\text{B2})$$

Projecting this down to the spinon subspace yields the minimal effective model $P H_{\text{GB}} P = t \sin(q) \tilde{\sigma}^y$, where the effective spin operator is defined by $\tilde{\sigma}^y = \mu^y$.

The effective model $H_0 + H_{\text{GB}}$ has additional symmetries represented by $S_z = \sigma^z$, $P = K \sigma^z \mu^z$, $C = \sigma^x \mu^z$, and $I = i \sigma^x \mu^x$ symmetries besides TRS. To derive an effective model for the fully symmetry broken case, we consider edge states with generic spin texture $H_0 = k(\mathbf{v} \cdot \boldsymbol{\sigma}) \mu^z + m(y) \mu^x$, where we have defined the normalized vector $\mathbf{v} = (v_x, v_y, v_z)/|\mathbf{v}|$. The spinons live then in a subspace defined by the projector $P = [1 + (\mathbf{v} \cdot \boldsymbol{\sigma}) \mu^y]/2$, which breaks the S_z , P , and C symmetries. To consider the effect of breaking the inversion symmetry and TRS, we introduce the perturbations $H_I = \sum_i m_i \sigma^i \mu^y$ and $H_T = \sum_i h_i \sigma^i$, respectively. Here the magnitudes h_i of the Zeeman terms are constants, while in general the inversion-symmetry breaking arises from edge state tunneling and thus $m_i \sim \cos(q)$. Projecting all these down to the spinon subspace gives the effective model $H_{2\text{D}} = P(H_{\text{GB}} + H_I + H_T)P$, or explicitly

$$H_{2\text{D}} = \mathbf{m} \cdot \mathbf{v} + (t \sin q + \mathbf{h} \cdot \mathbf{v}) \tilde{\sigma}^y. \quad (\text{B3})$$

The spectrum is given by $E_{\pm} = \mathbf{m} \cdot \mathbf{v} \pm (t \sin q + \mathbf{h} \cdot \mathbf{v})$, which for $\mathbf{v} = (0, \alpha, v)/\sqrt{\alpha^2 + v^2}$ reduces to the one presented in the main text. The key observation is that the effect of the (spin-rotational symmetry breaking) spin-orbit coupling is to change the spin texture of the edge states, and that controls which terms perturb the effective model. Only inversion or TRS breaking perturbations with a component parallel to the

spin texture appear in the effective model, which explains why in our numerics only certain perturbations affect the spectrum in the full 2D BHZ model. In general, inversion breaking terms shift the nodes at the TRS momenta to different energies, while TRS breaking terms gap them out once their magnitude is of the order of the bandwidth t resulting from the hybridization. Other TRS invariant tunneling terms can also be added to the Hamiltonian, but we have checked that they only deform the band structure, while preserving the key features summarized above. In the numerics on the BHZ model, they are responsible for the suppression of the bandwidth of the semimetal when spin-rotational symmetry is broken.

2. Effective model for the 2D GB inside a 3D TBI

Similar analysis can be carried out to derive an effective minimal model for the 2D GB. Let us assume that the dislocation sheets are inserted in the y - z plane, such that the dislocation lines run in the z direction, while the GB is oriented in the x direction. The coupled surface states in the presence of the dislocation sheet are then described by the Hamiltonian

$$H_0 = v(k_z\sigma^z + k_y\sigma^y)\mu^z + m(y)\mu^x, \quad (\text{B4})$$

which is a direct generalization of the 2D case. k_z is still a good quantum number and soliton solutions at the dislocation can be found immediately considering the $k_z = 0$ case. The projector onto their subspace is now given by $P = (1 + \sigma^y\mu^y)/2$.

Allowing again for a generic spin texture along the hybridization direction and including also the inversion and and TRS breaking terms, in direct analogy to the 2D case, we arrive at the effective model

$$H_{3D} = \mathbf{m} \cdot \mathbf{v} + vk_z\tilde{\sigma}^z + (\mathbf{h} \cdot \mathbf{v} + t \sin q)\tilde{\sigma}^y, \quad (\text{B5})$$

where we have defined the effective spin operators $\tilde{\sigma}^z = \sigma^z\mu^z$ and $\tilde{\sigma}^y = \mu^y$. For $\mathbf{v} = (0,1,0)$ this reduces again to the case presented in the main text. As with the 2D case, we find that the key property determining the response to symmetry breaking perturbations is the spin texture of the surface states.

Fermi arlike surface states on GB edges

In the presence of the inversion symmetry ($\mathbf{m} \cdot \mathbf{v} = 0$), the effective model possesses also chiral symmetry. This means that it can be viewed as a 1D SSH model [20], but with a GB momentum q dependent mass $M(q) = \mathbf{h} \cdot \mathbf{v} + t \sin q$. Due to the chiral symmetry, this model has two topologically distinct phases: for $M(q) < 0$ the band structure is topologically trivial and characterized by a winding number $\nu = 0$, while for $M(q) > 0$ the winding number evaluates to $\nu = \pm 1$ and the system is in a topological phase and exhibits edge states. Thus when the TRS breaking is negligible compared to the hybridization, the mass depends on the momentum q along the GB such that $M(q) > 0$ for $0 < q < \pi$, while $M(q) < 0$ for $\pi < q < 2\pi$, and the edge states of the GB semimetal span only half of the 1D edge Brillouin zone of the GB.

Thus when the 2D GB inside a 3D TBI terminates on the 2D surface, we predict the extended GB state to contribute additional Fermi arlike features on the surface states. These states appear as localized flat bands at the GB edges parallel to the Burgers vector describing the dislocations that constitute the GB. Since in a real material the GB edge BZ spans only the

reduced BZ $0 < q < 2\pi/d$, these features are expected to be more pronounced for GB defects with a large opening angle. As long as they do not hybridize with the TBI surface states, which does not happen as long as the surface cones occur at different momenta, they can coexist and could in principle be detected via low-frequency optical conductivity measurements [40]. Alternatively, breaking inversion symmetry will in general shift the cones to different energies, which makes the flat edge states dispersing and can lead to edge currents at the GB edges [41].

APPENDIX C: 1D TIGHT-BINDING PICTURE FOR SPINON HYBRIDIZATION

Here we present a complementary picture in terms of localized spinon wave-function hybridization. It enables us to directly connect the spinon hopping magnitude t to the hybridization energy ϵ that arises when two spinon binding dislocations are in proximity of each other.

In the context of the 2D BHZ model, the localized spinon zero modes $\Phi_s = \sum_r \phi_s(\mathbf{r})\Psi_{s,r}$ can be solved analytically for a vanishing Rashba coupling near $M/B \rightarrow 8$ [16,17]. For a single spin component with the dislocation located at the origin, the modes are given by the orbital space spinors

$$\phi_\uparrow(\mathbf{r}) = \frac{\sin(\lambda r)}{N\sqrt{r}} e^{-r/\xi} \begin{pmatrix} e^{-i\theta} \\ i \end{pmatrix}, \quad (\text{C1})$$

where we use polar coordinates $\mathbf{r} = (r,\theta)$, $\xi = 2B$ is the correlation length, $\lambda = \sqrt{1 - 4MB/2B}$, and N is a normalization constant. TRS requires that $\phi_\downarrow(\mathbf{r}) = \phi_\uparrow^*(\mathbf{r})$ and guarantees that even if these two modes are localized on the same dislocation, they do not hybridize even in the presence of a Rashba coupling (although the wave functions and the orientation of the spinors in the combined spin-orbital space will be modified). Thus isolated dislocations deep in the M phase bind a Kramers pair of exponentially localized modes, whose wave functions exhibit spatial oscillations at the wavelength λ , which depends on the microscopic parameters.

In the presence of many dislocations, all the modes $\Phi_{i,s}$ bound to each dislocation remain near zero energy as long as the separation d between all the dislocations satisfies $d \gg \xi$. When two dislocations are brought into proximity ($d \approx \xi$), the wave functions overlap. This gives rise to a finite (possibly spin-flipping) tunneling amplitude $t_{ss',|i-j|} \sim \int d\mathbf{r} \phi_{s,i}^\dagger(\mathbf{r})\phi_{s',j}(\mathbf{r})$. This hybridizes the spinon modes and gives rise to a pair of Kramers degenerate modes at finite energy $\epsilon \sim t$ (assuming S_z conservation, i.e., $t = t_{\uparrow\uparrow} = t_{\downarrow\downarrow}$ and $t_{\uparrow\downarrow} = t_{\downarrow\uparrow} = 0$), localized simultaneously on both dislocations. In principle, the hybridization energy ϵ could be analytically obtained, but as the analytic solution is available only in the $M/B \rightarrow 8$ regime, we perform instead a numerical analysis. Figure 5(a) shows that the two-dislocation hybridization energy obeys the qualitative form $\epsilon(d) \propto \cos(\lambda d)e^{-d/\xi}$ throughout the M phase, with the wavelength λ decreasing with smaller M/B . These oscillations in the hybridization energy, that can cause a change in the sign as the function of dislocation separation d and thus energetically favor different specific separations, follow directly from the oscillating tails of (C1) and they are qualitatively similar to π -flux vortices in

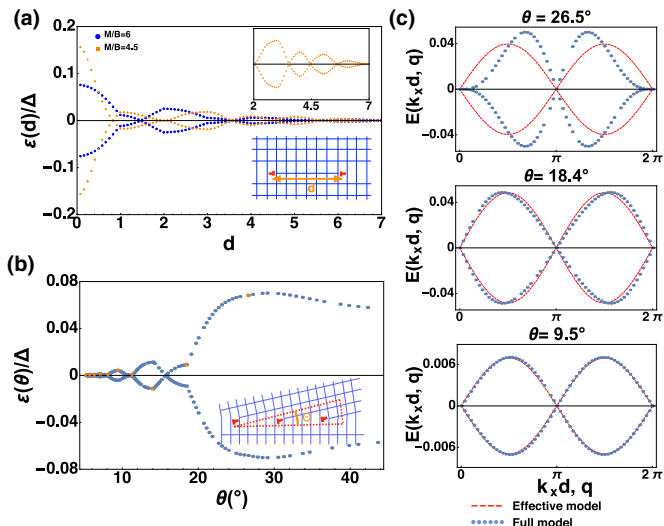


FIG. 5. (a) The hybridization energy ϵ as the function of the separation d between two dislocations in units of the bulk band gap Δ . For different values of M/B the hybridization energy always exhibits exponential decay and characteristic oscillations that exhibit clear sinusoidal oscillations at larger separations (inset). The kinks as functions of d are artefacts of simulating smooth dislocation transport by adiabatically switching on and off the relevant couplings. (b) The two dislocation hybridization energies ϵ in the GB geometry as the function of the GB angle θ in units of the bulk band gap Δ . (c) The midgap spectra of the 2D BHZ model across the reduced Brillouin zone $0 < k_x < 2\pi/d$ for different GB angles $\theta = \arctan(|b|/d)$ and the approximation of each by the unperturbed minimal effective model $H_{2D} = t \sin q$ over $0 < q < 2\pi$ with the hybridization energy $\epsilon(d) = t/2$ as the only input. As the dislocation separation $d \sim \theta^{-1}$ increases, the nearest-neighbor approximation becomes more valid and we find excellent agreement. All data have been produced using a 90×60 system with $M/B = 6$.

other Dirac-like systems [54,55]. We also find that while the localized spinon modes (C1) possess full rotational symmetry near $M/B \rightarrow 8$, for smaller values they become anisotropic as the band gap minimum switches from the M point (full rotation symmetry) to the X and Y points (C_4 symmetry). It follows that also the hybridization energy becomes anisotropic depending on the microscopic parameters. This may have consequences on the nature of the emergent state if the several GBs formed arrays of the same dimensionality as the parent state.

A grain boundary at small opening angles θ is well approximated by a 1D array of lattice dislocations. These again hybridize pairwise, with the hybridization energy ϵ as the function of the GB opening angle θ shown in Fig. 5(b). It is thus natural to ask whether the bandwidth of the 1D GB can be traced back to the pairwise hybridization energy ϵ . To study this, we take $t = 2\epsilon$ as the simplest ansatz. This is motivated by the fact that TRS and translationally invariant spinful free 1D fermions with imaginary tunneling amplitude $i\epsilon$ have the spectrum $E_{\pm} = \pm 2\epsilon \sin q$. Figure 5(c) shows that as the opening angle θ of the grain boundary gets smaller, i.e., the spacing $d = |b|/\tan\theta$ between the dislocations becomes larger and nearest-neighbor approximation is justified, the spectrum of the mid gap GB bands in the full BHZ model is indeed accurately approximated with the

relevant two-spinon hybridization energy $\epsilon(d)$ as the only input. This directly connects the more general edge state construction to the hybridization of the localized spinon modes and corroborates this picture in the context of the BHZ models.

APPENDIX D: DISORDER ANALYSIS OF THE GRAIN-BOUNDARY STATES

Here we present numerical data on the stability of the graphenelike spinon semimetal when random chemical potential disorder is included in the parent TBI. The GB states are expected to be stable for two physically motivated complementary reasons: (i) The spinons are rooted in the edge states, which cannot be removed by moderate disorder, and (ii) the localized spinon wave functions are only locally deformed, which can only result in random tunneling along the GB, but not in a random chemical potential that can gap the modes out. From the point of view of the spinon tight-binding model the latter translates to a random gauge field around the chiral cones that only shifts them around, but cannot gap them out unless the mean displacement is of the order of the cone separation in momentum space. Thus large opening angle GBs are expected to be most stable.

To substantiate these general arguments, we have studied the effect of local random disorder on the bipartite hybridization energies ϵ that enter the 1D tight-binding model as tunneling amplitudes. Figure 6(c) shows data for the 2D BHZ model demonstrating that even if the disorder averaged hybridization energies are strongly influenced by local random disorder, disorder strengths of up to 50% are insufficient to cause random sign flips. Thus while any disorder potential contains a Fourier component that corresponds to nodal scattering (perfect sign dimerization would gap out nodes even at maximal separation of π), we expect the spinon semimetals to be very stable. Indeed, numerical data presented in Fig. 6(d) shows remarkable resilience with gapless midgap bands again persisting for disorder strengths of up to 50%. Due to the general arguments given above, similar stability applies also to the 2D GB semimetal in the 3D BHZ model.

This stability analysis also implies that perfect translational invariance of the GB is not a necessary condition for the stability of the GB semimetals. Random spinon tunneling can arise also due to random turns along the GB and thus the stability under local random disorder also implies stability in the absence of disorder, but with broken translational invariance along the GB. Indeed, Figure 6(d) shows that the gapless midgap state persists also for randomized GB positions along the GB. We therefore conclude that translational invariance on average is sufficient for graphenelike semimetal to emerge along them.

Finally, in Fig. 6(b) we have also considered effects of TRS breaking Zeeman terms. In agreement with the effective minimal model derived from the edge states, we find h_z shifting the S_z conserving spectrum in energy and gapping it when $h_z > 2t$. No other Zeeman term orientation affects the spectrum as the edge spins are polarized in the z direction. When the Rashba term is included and the edge states pick up a component parallel to the propagation in the y direction, we find also h_y having a similar effect. Likewise, we have checked

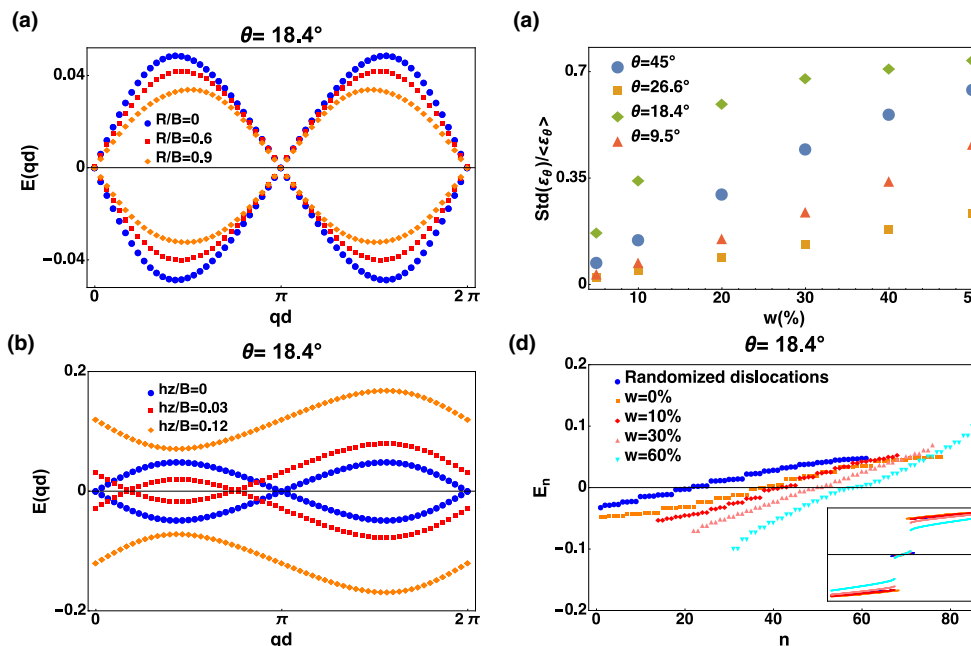


FIG. 6. Stability of the graphenelike spinon semimetal. (a) Inclusion of a Rashba term of magnitude R breaks S_z conservation, which leads to suppression of the bandwidth and different velocities at the cones, but TRS guarantees that the cones are stable. (b) An S_z conservation preserving Zeeman term of magnitude h_z gives rise to a mass for the spinons. In the hybridized spectrum it shifts the spinon bands to opposite directions in energy and thereby moves the cones towards each other. The cones annihilate and gap out at a quadratic band touching point when $h_z = 2\epsilon$. (c) When local chemical potential disorder of magnitude w is introduced, i.e., μ is a random variable picked from box distribution $[(1-w)(M-4B), (1+w)(M-4B)]$, the hybridization energies ϵ become also disordered with the fluctuations, as quantified by the standard deviation $\text{Std}(\epsilon)$ around the mean $\langle\epsilon\rangle$ increasing monotonously. The rate of increase depends on the microscopic details around the nearest-neighbor two-dislocation hybridization energy corresponding to different GB angles θ as show in Fig. 5(b). (d) In the full 2D TBI, we find that the gapless spinon semimetal persists at least up to 50% chemical potential disorder (n enumerates the states), which is insufficient to close the bulk gap (inset). We have also simulated randomized dislocation positions (dislocations along a GB of spacing d are randomly displaced by up to d lattice constants) and find similar stability. All data have been produced using a 90×60 system in two dimensions with $M/B = 6$. The disorder data have been produced for system size 42×30 with periodic boundary conditions and averaged over 100 disorder realizations.

the same edge state spin texture dependence of the inversion breaking terms that, consistent again with the effective model,

in general shift the nodes to different energies, but do not gap them out.

-
- [1] A. H. Castro Neto, F. Guinea, N. M. R. Peres, K. S. Novoselov, and A. K. Geim, The electronic properties of graphene, *Rev. Mod. Phys.* **81**, 109 (2009).
- [2] M. Z. Hasan and C. L. Kane, Colloquium: Topological insulators, *Rev. Mod. Phys.* **82**, 3045 (2010).
- [3] X.-L. Qi and S.-C. Zhang, Topological insulators and superconductors, *Rev. Mod. Phys.* **83**, 1057 (2011).
- [4] S.-Y. Xu *et al.*, Discovery of a Weyl fermion semimetal and topological Fermi arcs, *Science* **349**, 613 (2015).
- [5] B. Q. Lv *et al.*, Discovery of Weyl Semimetal TaAs, *Phys. Rev. X* **5**, 031013 (2015).
- [6] A. A. Burkov, Chiral anomaly and transport in Weyl metals, *J. Phys.: Condens. Matter* **27**, 113201 (2015).
- [7] A. A. Burkov and L. Balents, Weyl Semimetal in a Topological Insulator Multilayer, *Phys. Rev. Lett.* **107**, 127205 (2011).
- [8] J. Mannhart, H. Hilgenkamp, B. Mayer, Ch. Gerber, J. R. Kirtley, K. A. Moler, and M. Sigrist, Generation of Magnetic Flux by Single Grain Boundaries of $\text{YBa}_2\text{Cu}_3\text{O}_{7-x}$, *Phys. Rev. Lett.* **77**, 2782 (1996).
- [9] J. R. Kirtley, C. C. Tsuei, M. Rupp, J. Z. Sun, L. S. Yu-Jahnes, A. Gupta, M. B. Ketchen, K. A. Moler, and M. Bhushan, Direct Imaging of Integer and Half-Integer Josephson Vortices in High- T_c Grain Boundaries, *Phys. Rev. Lett.* **76**, 1336 (1996).
- [10] H. Hilgenkamp and J. Mannhart, Grain boundaries in high- T_c superconductors, *Rev. Mod. Phys.* **74**, 485 (2002).
- [11] S. Il Kim *et al.*, Dense dislocation arrays embedded in grain boundaries for high-performance bulk thermoelectrics, *Science* **348**, 109 (2015).
- [12] Y. Liu, Y. Y. Li, S. Rajput, D. Gilks, L. Lari, P. L. Galindo, M. Weinert, V. K. Lazarov, and L. Li, Tuning Dirac states by strain in the topological insulator Bi_2Se_3 , *Nat. Phys.* **10**, 294 (2014).
- [13] R.-J. Slager, A. Mesaros, V. Juričić, and J. Zaanen, The space group classification of topological band-insulators, *Nat. Phys.* **9**, 98 (2013).

- [14] Y. Ran, A. Vishwanath, and D.-H. Lee, Spin-Charge Separated Solitons in a Topological Band Insulator, *Phys. Rev. Lett.* **101**, 086801 (2008).
- [15] X.-L. Qi and S.-C. Zhang, Spin-Charge Separation in the Quantum Spin Hall State, *Phys. Rev. Lett.* **101**, 086802 (2008).
- [16] V. Juricic, A. Mesaros, R.-J. Slager, and J. Zaanen, Universal Probes of Two-Dimensional Topological Insulators: Dislocation and Pi-Flux, *Phys. Rev. Lett.* **108**, 106403 (2012).
- [17] A. Mesaros, R.-J. Slager, J. Zaanen, and V. Juricic, Zero-energy states bound to a magnetic π -flux vortex in a two-dimensional topological insulator, *Nucl. Phys. B* **867**, 977 (2013).
- [18] R. Jackiw and C. Rebbi, Solitons with fermion number $\frac{1}{2}$, *Phys. Rev. D* **13**, 3398 (1976).
- [19] R. Jackiw and P. Rossi, Zero modes of the vortex-fermion system, *Nucl. Phys. B* **190**, 681 (1981).
- [20] W. P. Su, J. R. Schrieffer, and A. J. Heeger, Soliton excitations in polyacetylene, *Phys. Rev. B* **22**, 2099 (1980).
- [21] A. J. Heeger, S. Kivelson, J. R. Schrieffer, and W.-P. Su, Solitons in conducting polymers, *Rev. Mod. Phys.* **60**, 781 (1988).
- [22] J. E. Moore and L. Balents, Topological invariants of time-reversal-invariant band structures, *Phys. Rev. B* **75**, 121306(R) (2007).
- [23] Y. Ran, Y. Zhang, and A. Vishwanath, One-dimensional topologically protected modes in topological insulators with lattice dislocations, *Nat. Phys.* **5**, 298 (2009).
- [24] R.-J. Slager, A. Mesaros, V. Juricic, and J. Zaanen, Interplay between electronic topology and crystal symmetry: Dislocation-line modes in topological band insulators, *Phys. Rev. B* **90**, 241403(R) (2014).
- [25] B. A. Bernevig, T. L. Hughes, and S.-C. Zhang, Quantum spin hall effect and topological phase transition in hgte quantum wells, *Science* **314**, 1757 (2006).
- [26] R. Takahashi and S. Murakami, Gapless Interface States between Topological Insulators with Opposite Dirac Velocities, *Phys. Rev. Lett.* **107**, 166805 (2011).
- [27] M. S. Foster and A. W. W. Ludwig, Interaction effects on two-dimensional fermions with random hopping, *Phys. Rev. B* **73**, 155104 (2006).
- [28] M. König *et al.*, Quantum spin hall insulator state in HgTe quantum wells, *Science* **318**, 766 (2007).
- [29] H. B. Nielsen and M. Ninomiya, The Adler-Bell-Jackiw anomaly and Weyl fermions in a crystal, *Phys. Lett. B* **130**, 389 (1983).
- [30] L. Ju *et al.*, Topological valley transport at bilayer graphene domain walls, *Nature (London)* **520**, 650 (2015).
- [31] E. Y. Ma, Y.-T. Cui, K. Ueda, S. Tang, K. Chen, N. Tamura, P. M. Wu, J. F. Y. Tokura, and Z.-X. Shen, Mobile metallic domain walls in an all-in-all-out magnetic insulator, *Science* **350**, 538 (2015).
- [32] I. Martin, Y. M. Blanter, and A. Morpurgo, A. F. Topological Confinement in Bilayer Graphene, *Phys. Rev. Lett.* **100**, 036804 (2008).
- [33] F. Zhang, A. H. MacDonald, and E. J. Mele, Valley Chern numbers and boundary modes in gapped bilayer graphene, *Proc. Natl. Acad. Sci. USA* **110**, 10546 (2013).
- [34] A. Vaezi, Y. F. Liang, D. H. Ngai, L. Yang, and E. A. Kim, Topological Edge States at a Tilt Boundary in Gated Multilayer Graphene, *Phys. Rev. X* **3**, 021018 (2013).
- [35] W. Jaskolski, M. Pelc, L. Chico, and A. Ayuela, Existence of nontrivial topologically protected states at grain boundaries in bilayer graphene: Signatures and electrical switching, *Nanoscale* **8**, 6079 (2016).
- [36] K. C. Nowack *et al.*, Imaging currents in HgTe quantum wells in the quantum spin Hall regime, *Nat. Mater.* **12**, 787 (2013).
- [37] Y. K. Kato *et al.*, Observation of the spin Hall effect in semiconductors, *Science* **306**, 1910 (2004).
- [38] V. Sih *et al.*, Spatial imaging of the spin Hall effect and current-induced polarization in two-dimensional electron gases, *Nat. Phys.* **1**, 31 (2005).
- [39] R. R. Nair, P. Blake, A. N. Grigorenko, K. S. Novoselov, T. J. Booth, T. Stauber, N. M. R. Peres, and A. K. Geim, Fine structure constant defines visual transparency of graphene, *Science* **320**, 1308 (2008).
- [40] A. G. Grushin, J. W. F. Venderbos, and J. H. Bardarson, Coexistence of Fermi arcs with two-dimensional gapless Dirac states, *Phys. Rev. B* **91**, 121109(R) (2015).
- [41] S. T. Ramamurthy and T. L. Hughes, Patterns of electromagnetic response in topological semi-metals, *Phys. Rev. B* **92**, 085105 (2015).
- [42] Z. Wang, M. Saito, K. P. McKenna, L. Gu, S. Tsukimoto, A. L. Shluger, and Y. Ikuhara, Atom-resolved imaging of ordered defect superstructures at individual grain boundaries, *Nature (London)* **479**, 380 (2011).
- [43] B. Yan, M. Jansen, and C. Felser, A large-energy-gap oxide topological insulator based on the superconductor BaBiO₃, *Nat. Phys.* **9**, 709 (2013).
- [44] D. Hsieh *et al.*, A topological Dirac insulator in a quantum spin Hall phase, *Nature (London)* **452**, 970 (2008).
- [45] N. Xu *et al.*, Direct observation of the spin texture in SmB₆ as evidence of the topological Kondo insulator, *Nat. Commun.* **5**, 4566 (2014).
- [46] D. J. Kim, J. Xia, and Z. Fisk, Topological surface state in the Kondo insulator samarium hexaboride, *Nat. Mater.* **13**, 466 (2014).
- [47] G. Autes *et al.*, A novel quasi-one-dimensional topological insulator in bismuth iodide β -Bi₄I₄, *Nat. Mater.* **15**, 154 (2016).
- [48] T. H. Hsieh *et al.*, Topological crystalline insulators in the SnTe material class, *Nat. Commun.* **3**, 982 (2012).
- [49] P. Dziawa *et al.*, Topological crystalline insulator states in Pb_{1-x}Sn_xSe, *Nat. Mater.* **11**, 1023 (2012).
- [50] Y. Tanaka *et al.*, Experimental realization of a topological crystalline insulator in SnTe, *Nat. Phys.* **8**, 800 (2012).
- [51] E. N. Lima, T. M. Schmidt, and R. W. Nunes, Topologically-protected metallic states induced by a one-dimensional extended defect in a 2D topological insulator, [arXiv:1601.04741](https://arxiv.org/abs/1601.04741).
- [52] T. L. Hughes, H. Yao, and X.-L. Qi, Majorana zero modes in dislocations of Sr₂RuO₄, *Phys. Rev. B* **90**, 235123 (2014).
- [53] V. Lahtinen, A. W. W. Ludwig, J. K. Pachos, and S. Trebst, Topological liquid nucleation induced by vortex-vortex interactions in Kitaev's honeycomb model, *Phys. Rev. B* **86**, 075115 (2012).
- [54] M. Cheng, R. M. Lutchyn, V. Galitski, and S. Das Sarma, Splitting of Majorana Modes Due to Intervortex Tunneling in a p+ip Superconductor, *Phys. Rev. Lett.* **103**, 107001 (2009).
- [55] V. Lahtinen, Interacting non-Abelian anyons as Majorana fermions in the honeycomb lattice model, *New J. Phys.* **13**, 075009 (2011).